

9450 W. Laraway Rd.
 Frankfort, IL 60423
 P: 800-843-7234
 F: 888-479-1515
 www.therafin.com

Client:

Account Number:

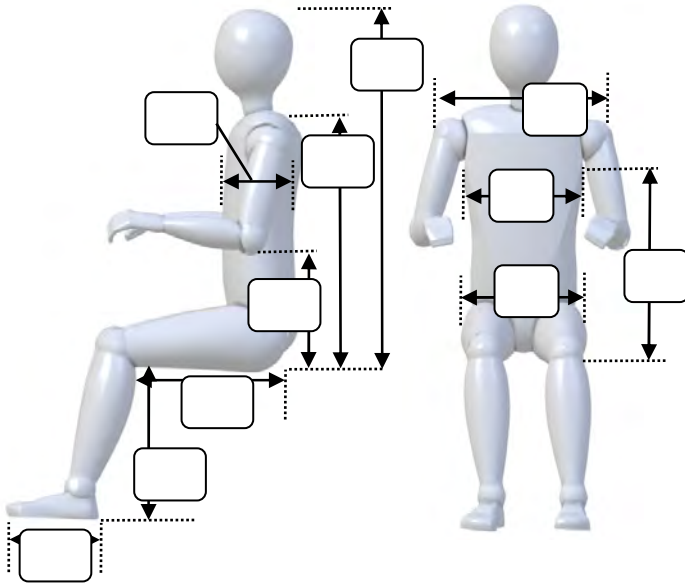
Shipping Address:

Mark For:

ATP:

PO#:

Patient Dimensions



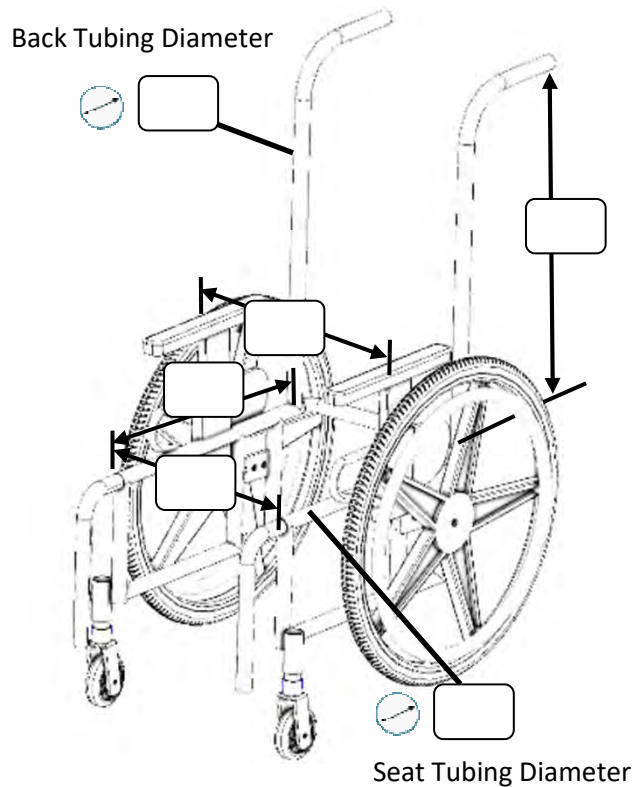
Chair Manuf.

Chair Model

Chair Width

Chair Depth

Wheelchair Dimensions



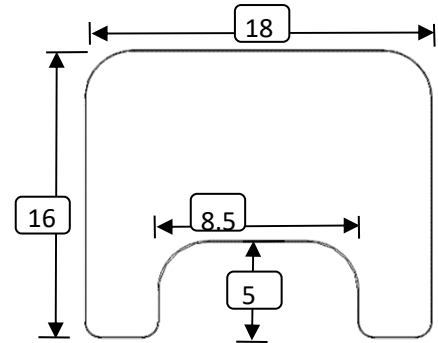
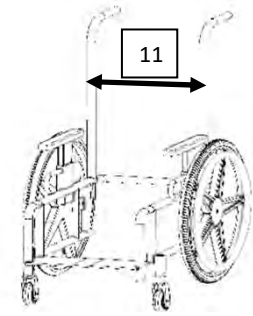

Select Tray

Chair width 11"
Tray Size 18W x 16D
Body Cutout 8.5W x 5D

EZ Lock



U Slide

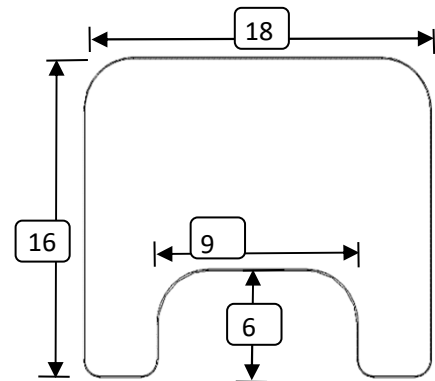
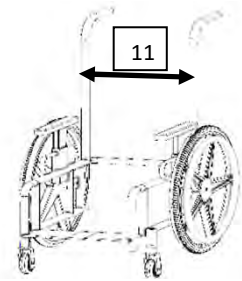
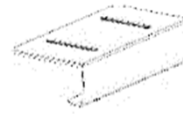


Material	No Rim		
	<input type="checkbox"/>	T11100X No Hardware	\$ 173
	<input type="checkbox"/>	T11101A w/EZ Lock	\$ 302
	<input type="checkbox"/>	T11104A w/U Slide 1-1/8"	\$ 285
	<input type="checkbox"/>	T11105A w/U Slide 1-1/2"	\$ 285
	<input type="checkbox"/>	T21100X No Hardware	\$ 86
	<input type="checkbox"/>	T21101A w/EZ Lock	\$ 215
	<input type="checkbox"/>	T21104A w/U Slide 1-1/8"	\$ 198
	<input type="checkbox"/>	T21105A w/U Slide 1-1/2"	\$ 198
	<input type="checkbox"/>	T31100X No Hardware	\$ 97
	<input type="checkbox"/>	T31101A w/EZ Lock	\$ 227
	<input type="checkbox"/>	T31104A w/U Slide 1-1/8"	\$ 209
	<input type="checkbox"/>	T31105A w/U Slide 1-1/2"	\$ 209
Material	With Rim		
Clear	<input type="checkbox"/>	T11110X No Hardware	\$ 220
	<input type="checkbox"/>	T11111A w/EZ Lock	\$ 350
	<input type="checkbox"/>	T11114A w/U Slide 1-1/8"	\$ 333
	<input type="checkbox"/>	T11115A w/U Slide 1-1/2"	\$ 333
Grey	<input type="checkbox"/>	T21110X No Hardware	\$ 134
	<input type="checkbox"/>	T21111A w/EZ Lock	\$ 264
	<input type="checkbox"/>	T21114A w/U Slide 1-1/8"	\$ 246
	<input type="checkbox"/>	T21115A w/U Slide 1-1/2"	\$ 246
Black	<input type="checkbox"/>	T31110X No Hardware	\$ 146
	<input type="checkbox"/>	T31111A w/EZ Lock	\$ 275
	<input type="checkbox"/>	T31114A w/U Slide 1-1/8"	\$ 258
	<input type="checkbox"/>	T31115A w/U Slide 1-1/2"	\$ 258

Chair width 11"
Size 18W x 16D
Body Cutout 9W x 6D

EZ Lock

U Slide



Material	No Rim		
Clear	<input type="checkbox"/>	T11200X No Hardware	\$ 173
	<input type="checkbox"/>	T11201A w/EZ Lock	\$ 302
	<input type="checkbox"/>	T11204A w/U Slide 1-1/8"	\$ 285
	<input type="checkbox"/>	T11205A w/U Slide 1-1/2"	\$ 285
Grey	<input type="checkbox"/>	T21200X No Hardware	\$ 86
	<input type="checkbox"/>	T21201A w/EZ Lock	\$ 215
	<input type="checkbox"/>	T21204A w/U Slide 1-1/8"	\$ 198
	<input type="checkbox"/>	T21205A w/U Slide 1-1/2"	\$ 198
Black	<input type="checkbox"/>	T31200X No Hardware	\$ 97
	<input type="checkbox"/>	T31201A w/EZ Lock	\$ 227
	<input type="checkbox"/>	T31204A w/U Slide 1-1/8"	\$ 209
	<input type="checkbox"/>	T31205A w/U Slide 1-1/2"	\$ 209
Material	With Rim		
Clear	<input type="checkbox"/>	T11210X No Hardware	\$ 220
	<input type="checkbox"/>	T11211A w/EZ Lock	\$ 350
	<input type="checkbox"/>	T11214A w/U Slide 1-1/8"	\$ 333
	<input type="checkbox"/>	T11215A w/U Slide 1-1/2"	\$ 333
Grey	<input type="checkbox"/>	T21210X No Hardware	\$ 134
	<input type="checkbox"/>	T21211A w/EZ Lock	\$ 264
	<input type="checkbox"/>	T21214A w/U Slide 1-1/8"	\$ 246
	<input type="checkbox"/>	T21215A w/U Slide 1-1/2"	\$ 246
Black	<input type="checkbox"/>	T31210X No Hardware	\$ 146
	<input type="checkbox"/>	T31211A w/EZ Lock	\$ 275
	<input type="checkbox"/>	T31214A w/U Slide 1-1/8"	\$ 258
	<input type="checkbox"/>	T31215A w/U Slide 1-1/2"	\$ 258

Chair width 11"

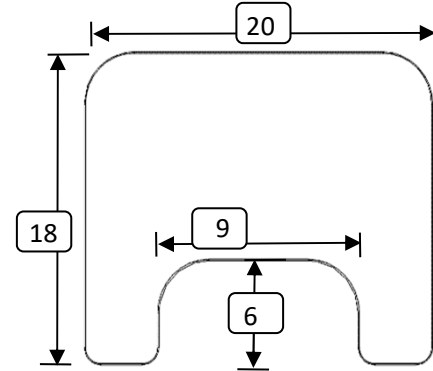
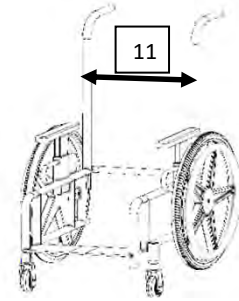

Size 20W x 18D

Body Cutout 9W x 6D

Top Drop



U Slide



Material	No Rim		
Clear	<input type="checkbox"/>	T12100X No Hardware	\$ 173
	<input type="checkbox"/>	T12102A w/Top Drop	\$ 324
	<input type="checkbox"/>	T12104A w/U Slide 1-1/8"	\$ 285
	<input type="checkbox"/>	T12105A w/U Slide 1-1/2"	\$ 285
Grey	<input type="checkbox"/>	T22100X No Hardware	\$ 86
	<input type="checkbox"/>	T22102A w/Top Drop	\$ 237
	<input type="checkbox"/>	T22104A w/U Slide 1-1/8"	\$ 198
	<input type="checkbox"/>	T22105A w/U Slide 1-1/2"	\$ 198
Black	<input type="checkbox"/>	T32100X No Hardware	\$ 97
	<input type="checkbox"/>	T32102A w/Top Drop	\$ 247
	<input type="checkbox"/>	T32104A w/U Slide 1-1/8"	\$ 209
	<input type="checkbox"/>	T32105A w/U Slide 1-1/2"	\$ 209

Material	With Rim		
Clear	<input type="checkbox"/>	T12110X No Hardware	\$ 220
	<input type="checkbox"/>	T12112A w/Top Drop	\$ 373
	<input type="checkbox"/>	T12114A w/U Slide 1-1/8"	\$ 333
	<input type="checkbox"/>	T12115A w/U Slide 1-1/2"	\$ 333
Grey	<input type="checkbox"/>	T22110X No Hardware	\$ 134
	<input type="checkbox"/>	T22112A w/Top Drop	\$ 286
	<input type="checkbox"/>	T22114A w/U Slide 1-1/8"	\$ 246
	<input type="checkbox"/>	T22115A w/U Slide 1-1/2"	\$ 246
Black	<input type="checkbox"/>	T32110X No Hardware	\$ 146
	<input type="checkbox"/>	T32112A w/Top Drop	\$ 297
	<input type="checkbox"/>	T32114A w/U Slide 1-1/8"	\$ 258
	<input type="checkbox"/>	T32115A w/U Slide 1-1/2"	\$ 258

Chair width 11"

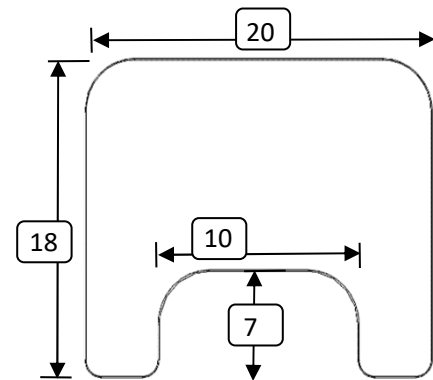
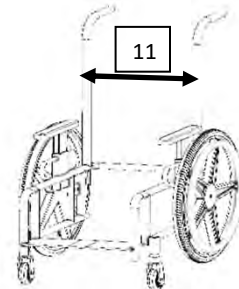
Size 20W x 18D

Body Cutout 10W x 7D

Top Drop



U Slide



Material	No Rim		
Clear	<input type="checkbox"/>	T12200X No Hardware	\$ 173
	<input type="checkbox"/>	T12202A w/Top Drop	\$ 324
	<input type="checkbox"/>	T12204A w/U Slide 1-1/8"	\$ 285
	<input type="checkbox"/>	T12205A w/U Slide 1-1/2"	\$ 285
Grey	<input type="checkbox"/>	T22200X No Hardware	\$ 86
	<input type="checkbox"/>	T22202A w/Top Drop	\$ 237
	<input type="checkbox"/>	T22204A w/U Slide 1-1/8"	\$ 198
	<input type="checkbox"/>	T22205A w/U Slide 1-1/2"	\$ 198
Black	<input type="checkbox"/>	T32200X No Hardware	\$ 97
	<input type="checkbox"/>	T32202A w/Top Drop	\$ 247
	<input type="checkbox"/>	T32204A w/U Slide 1-1/8"	\$ 209
	<input type="checkbox"/>	T32205A w/U Slide 1-1/2"	\$ 209

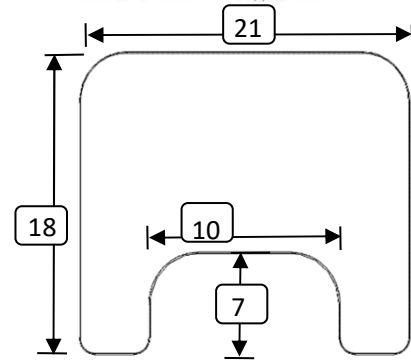
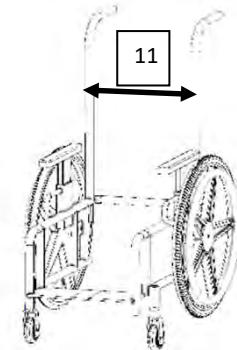
Material	With Rim		
Clear	<input type="checkbox"/>	T12210X No Hardware	\$ 220
	<input type="checkbox"/>	T12212A w/Top Drop	\$ 373
	<input type="checkbox"/>	T12214A w/U Slide 1-1/8"	\$ 333
	<input type="checkbox"/>	T12215A w/U Slide 1-1/2"	\$ 333
Grey	<input type="checkbox"/>	T22210X No Hardware	\$ 134
	<input type="checkbox"/>	T22212A w/Top Drop	\$ 286
	<input type="checkbox"/>	T22214A w/U Slide 1-1/8"	\$ 246
	<input type="checkbox"/>	T22215A w/U Slide 1-1/2"	\$ 246
Black	<input type="checkbox"/>	T32210X No Hardware	\$ 146
	<input type="checkbox"/>	T32212A w/Top Drop	\$ 297
	<input type="checkbox"/>	T32214A w/U Slide 1-1/8"	\$ 258
	<input type="checkbox"/>	T32215A w/U Slide 1-1/2"	\$ 258

Chair width 11"

Size 21W x 18D

Body Cutout 10W x 7D

Top Drop



Material		No Rim		
Clear	<input type="checkbox"/>	T13100X	No Hardware	\$ 180
	<input type="checkbox"/>	T13102A	w/Top Drop	\$ 324
Grey	<input type="checkbox"/>	T23100X	No Hardware	\$ 86
	<input type="checkbox"/>	T23102A	w/Top Drop	\$ 237
Black	<input type="checkbox"/>	T33100X	No Hardware	\$ 97
	<input type="checkbox"/>	T33102A	w/Top Drop	\$ 247
Material		With Rim		
Clear	<input type="checkbox"/>	T13110X	No Hardware	\$ 229
	<input type="checkbox"/>	T13112A	w/Top Drop	\$ 373
Grey	<input type="checkbox"/>	T23110X	No Hardware	\$ 134
	<input type="checkbox"/>	T23112A	w/Top Drop	\$ 286
Black	<input type="checkbox"/>	T33110X	No Hardware	\$ 146
	<input type="checkbox"/>	T33112A	w/Top Drop	\$ 297

Chair width 12"

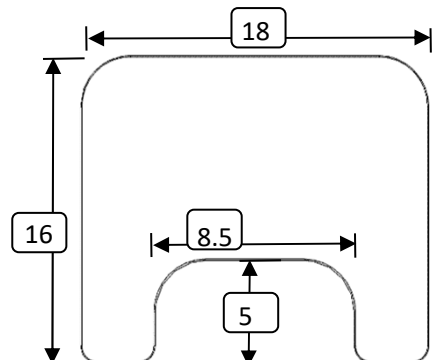
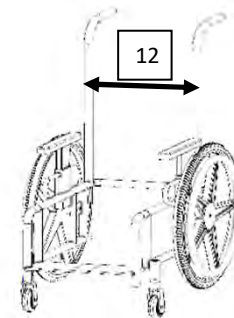
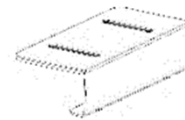
Size 18W x 16D

Body Cutout 8.5W x 5D

EZ Lock



U Slide



Material		No Rim		
Clear	<input type="checkbox"/>	T11100X	No Hardware	\$ 173
	<input type="checkbox"/>	T11101A	w/EZ Lock	\$ 302
	<input type="checkbox"/>	T11104A	w/U Slide 1-1/8"	\$ 285
	<input type="checkbox"/>	T11105A	w/U Slide 1-1/2"	\$ 285
Grey	<input type="checkbox"/>	T21100X	No Hardware	\$ 86
	<input type="checkbox"/>	T21101A	w/EZ Lock	\$ 215
	<input type="checkbox"/>	T21104A	w/U Slide 1-1/8"	\$ 198
	<input type="checkbox"/>	T21105A	w/U Slide 1-1/2"	\$ 198
Black	<input type="checkbox"/>	T31100X	No Hardware	\$ 97
	<input type="checkbox"/>	T31101A	w/EZ Lock	\$ 227
	<input type="checkbox"/>	T31104A	w/U Slide 1-1/8"	\$ 209
	<input type="checkbox"/>	T31105A	w/U Slide 1-1/2"	\$ 209
Material		With Rim		
Clear	<input type="checkbox"/>	T11110X	No Hardware	\$ 220
	<input type="checkbox"/>	T11111A	w/EZ Lock	\$ 350
	<input type="checkbox"/>	T11114A	w/U Slide 1-1/8"	\$ 333
	<input type="checkbox"/>	T11115A	w/U Slide 1-1/2"	\$ 333
Grey	<input type="checkbox"/>	T21110X	No Hardware	\$ 134
	<input type="checkbox"/>	T21111A	w/EZ Lock	\$ 264
	<input type="checkbox"/>	T21114A	w/U Slide 1-1/8"	\$ 246
	<input type="checkbox"/>	T21115A	w/U Slide 1-1/2"	\$ 246
Black	<input type="checkbox"/>	T31110X	No Hardware	\$ 146
	<input type="checkbox"/>	T31111A	w/EZ Lock	\$ 275
	<input type="checkbox"/>	T31114A	w/U Slide 1-1/8"	\$ 258
	<input type="checkbox"/>	T31115A	w/U Slide 1-1/2"	\$ 258

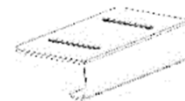
Chair width 12"

Size 18W x 16D

Body Cutout 9W x 6D

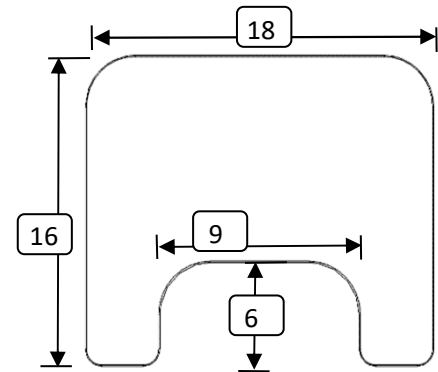
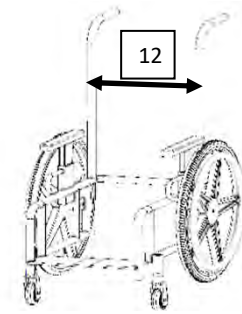
EZ Lock

U Slide



Material

Clear	<input type="checkbox"/>	T11200X	No Hardware	\$ 173
	<input type="checkbox"/>	T11201A	w/EZ Lock	\$ 302
	<input type="checkbox"/>	T11204A	w/U Slide 1-1/8"	\$ 285
	<input type="checkbox"/>	T11205A	w/U Slide 1-1/2"	\$ 285
Grey	<input type="checkbox"/>	T21200X	No Hardware	\$ 86
	<input type="checkbox"/>	T21201A	w/EZ Lock	\$ 215
	<input type="checkbox"/>	T21204A	w/U Slide 1-1/8"	\$ 198
	<input type="checkbox"/>	T21205A	w/U Slide 1-1/2"	\$ 198
Black	<input type="checkbox"/>	T31200X	No Hardware	\$ 97
	<input type="checkbox"/>	T31201A	w/EZ Lock	\$ 227
	<input type="checkbox"/>	T31204A	w/U Slide 1-1/8"	\$ 209
	<input type="checkbox"/>	T31205A	w/U Slide 1-1/2"	\$ 209



Material

With Rim

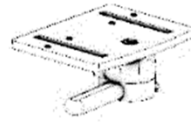
Clear	<input type="checkbox"/>	T11210X	No Hardware	\$ 220
	<input type="checkbox"/>	T11211A	w/EZ Lock	\$ 350
	<input type="checkbox"/>	T11214A	w/U Slide 1-1/8"	\$ 333
	<input type="checkbox"/>	T11215A	w/U Slide 1-1/2"	\$ 333
Grey	<input type="checkbox"/>	T21210X	No Hardware	\$ 134
	<input type="checkbox"/>	T21211A	w/EZ Lock	\$ 264
	<input type="checkbox"/>	T21214A	w/U Slide 1-1/8"	\$ 246
	<input type="checkbox"/>	T21215A	w/U Slide 1-1/2"	\$ 246
Black	<input type="checkbox"/>	T31210X	No Hardware	\$ 146
	<input type="checkbox"/>	T31211A	w/EZ Lock	\$ 275
	<input type="checkbox"/>	T31214A	w/U Slide 1-1/8"	\$ 258
	<input type="checkbox"/>	T31215A	w/U Slide 1-1/2"	\$ 258

Chair width 12"

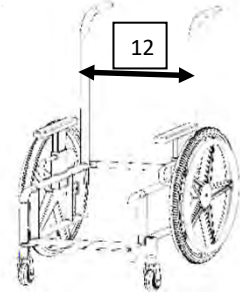
Size 20W x 18D

Body Cutout 9W x 6D

Top Drop



U Slide



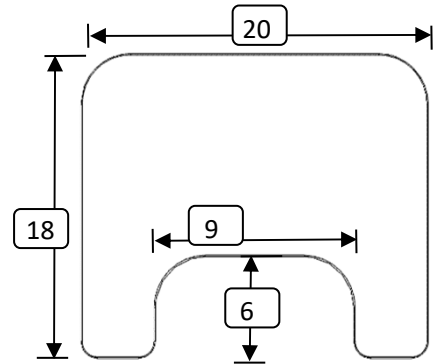
Material

Clear	<input type="checkbox"/>	T12100X	No Hardware	\$ 173
	<input type="checkbox"/>	T12102A	w/Top Drop	\$ 324
	<input type="checkbox"/>	T12104A	w/U Slide 1-1/8"	\$ 285
	<input type="checkbox"/>	T12105A	w/U Slide 1-1/2"	\$ 285
Grey	<input type="checkbox"/>	T22100X	No Hardware	\$ 86
	<input type="checkbox"/>	T22102A	w/Top Drop	\$ 237
	<input type="checkbox"/>	T22104A	w/U Slide 1-1/8"	\$ 198
	<input type="checkbox"/>	T22105A	w/U Slide 1-1/2"	\$ 198
Black	<input type="checkbox"/>	T32100X	No Hardware	\$ 97
	<input type="checkbox"/>	T32102A	w/Top Drop	\$ 247
	<input type="checkbox"/>	T32104A	w/U Slide 1-1/8"	\$ 209
	<input type="checkbox"/>	T32105A	w/U Slide 1-1/2"	\$ 209

Material

With Rim

Clear	<input type="checkbox"/>	T12110X	No Hardware	\$ 220
	<input type="checkbox"/>	T12112A	w/Top Drop	\$ 373
	<input type="checkbox"/>	T12114A	w/U Slide 1-1/8"	\$ 333
	<input type="checkbox"/>	T12115A	w/U Slide 1-1/2"	\$ 333
Grey	<input type="checkbox"/>	T22110X	No Hardware	\$ 134
	<input type="checkbox"/>	T22112A	w/Top Drop	\$ 286
	<input type="checkbox"/>	T22114A	w/U Slide 1-1/8"	\$ 246
	<input type="checkbox"/>	T22115A	w/U Slide 1-1/2"	\$ 246
Black	<input type="checkbox"/>	T32110X	No Hardware	\$ 146
	<input type="checkbox"/>	T32112A	w/Top Drop	\$ 297
	<input type="checkbox"/>	T32114A	w/U Slide 1-1/8"	\$ 258
	<input type="checkbox"/>	T32115A	w/U Slide 1-1/2"	\$ 258

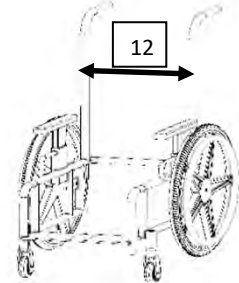


Chair width 12"

Size 21W x 18D

Body Cutout 10W x 7D

Top Drop



Material

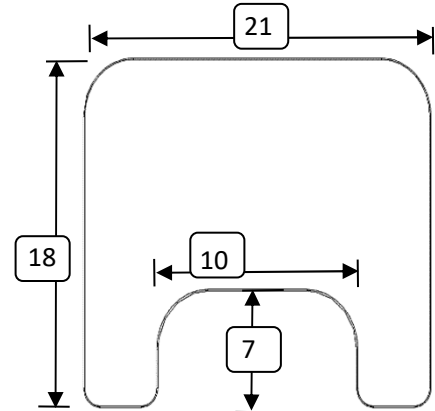
No Rim

Clear	<input type="checkbox"/>	T13100X	No Hardware	\$ 180
	<input type="checkbox"/>	T13102A	w/Top Drop	\$ 324
Grey	<input type="checkbox"/>	T23100X	No Hardware	\$ 86
	<input type="checkbox"/>	T23102A	w/Top Drop	\$ 237
Black	<input type="checkbox"/>	T33100X	No Hardware	\$ 97
	<input type="checkbox"/>	T33102A	w/Top Drop	\$ 247

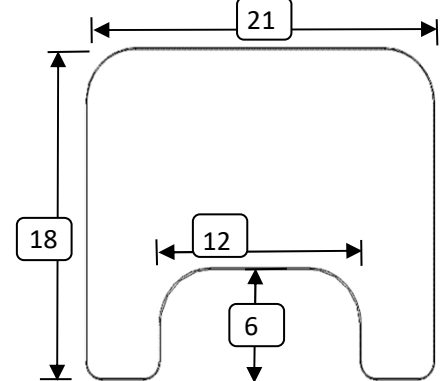
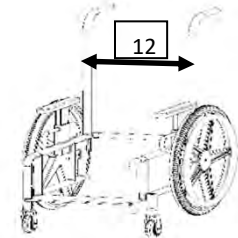
Material

With Rim

Clear	<input type="checkbox"/>	T13110X	No Hardware	\$ 229
	<input type="checkbox"/>	T13112A	w/Top Drop	\$ 373
Grey	<input type="checkbox"/>	T23110X	No Hardware	\$ 134
	<input type="checkbox"/>	T23112A	w/Top Drop	\$ 286
Black	<input type="checkbox"/>	T33110X	No Hardware	\$ 146
	<input type="checkbox"/>	T33112A	w/Top Drop	\$ 297

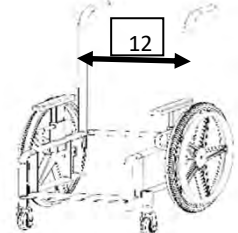


Chair width 12"
Size 21W x 18D
Body Cutout 12W x 6D

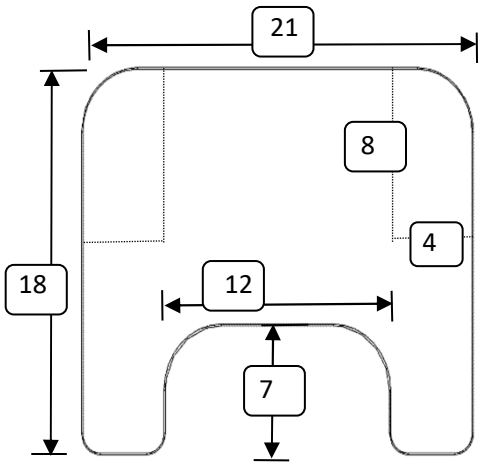


Material	No Rim		
Clear	<input type="checkbox"/>	T13200X No Hardware	\$ 180
	<input type="checkbox"/>	T13202A w/Top Drop	\$ 324
Grey	<input type="checkbox"/>	T23200X No Hardware	\$ 86
	<input type="checkbox"/>	T23202A w/Top Drop	\$ 237
Black	<input type="checkbox"/>	T33200X No Hardware	\$ 97
	<input type="checkbox"/>	T33202A w/Top Drop	\$ 247
Material	With Rim		
Clear	<input type="checkbox"/>	T13210X No Hardware	\$ 229
	<input type="checkbox"/>	T13212A w/Top Drop	\$ 373
Grey	<input type="checkbox"/>	T23210X No Hardware	\$ 134
	<input type="checkbox"/>	T23212A w/Top Drop	\$ 286
Black	<input type="checkbox"/>	T33210X No Hardware	\$ 146
	<input type="checkbox"/>	T33212A w/Top Drop	\$ 297

Chair width 12"
Size 21W x 18D
Body Cutout 12W x 7D



Control cutout optional

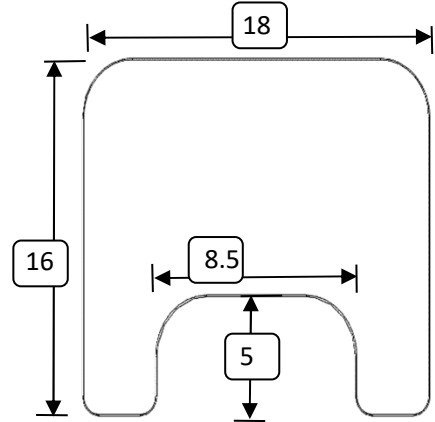
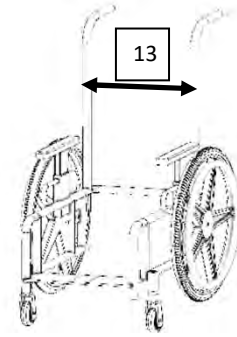
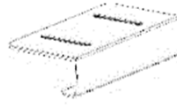


Material	No Rim		
Clear	<input type="checkbox"/>	T13300X No Hardware	\$ 180
	<input type="checkbox"/>	T13E00X No Hardware w/ Control Cutout	\$ 180
	<input type="checkbox"/>	T13302A w/Top Drop No Control Cutout	\$ 324
	<input type="checkbox"/>	T13L02A w/Top Drop LEFT Control Cutout	\$ 324
	<input type="checkbox"/>	T13R02A w/Top Drop RIGHT Control Cutout	\$ 324
Grey	<input type="checkbox"/>	T23300X No Hardware	\$ 86
	<input type="checkbox"/>	T23L00X No Hardware w/ LEFT Control Cutout	\$ 86
	<input type="checkbox"/>	T23R00X No Hardware w/ RIGHT Control Cutout	\$ 86
	<input type="checkbox"/>	T23302A w/Top Drop No Control Cutout	\$ 237
	<input type="checkbox"/>	T23L02A w/Top Drop LEFT Control Cutout	\$ 237
	<input type="checkbox"/>	T23R02A w/Top Drop RIGHT Control Cutout	\$ 237
Black	<input type="checkbox"/>	T33300X No Hardware	\$ 97
	<input type="checkbox"/>	T33L00X No Hardware w/ LEFT Control Cutout	\$ 97
	<input type="checkbox"/>	T33R00X No Hardware w/ RIGHT Control Cutout	\$ 97
	<input type="checkbox"/>	T33302A w/Top Drop No Control Cutout	\$ 247
	<input type="checkbox"/>	T33L02A w/Top Drop LEFT Control Cutout	\$ 247
	<input type="checkbox"/>	T33R02A w/Top Drop RIGHT Control Cutout	\$ 247
Material	With Rim		
Clear	<input type="checkbox"/>	T13310X No Hardware	\$ 229
	<input type="checkbox"/>	T13L10X No Hardware w/ LEFT Control Cutout	\$ 229
	<input type="checkbox"/>	T13R10X No Hardware w/ RIGHT Control Cutout	\$ 229
	<input type="checkbox"/>	T13312A w/Top Drop No Control Cutout	\$ 373
	<input type="checkbox"/>	T13L12A w/Top Drop LEFT Control Cutout	\$ 373
	<input type="checkbox"/>	T13R12A w/Top Drop RIGHT Control Cutout	\$ 373
Grey	<input type="checkbox"/>	T23310X No Hardware	\$ 134
	<input type="checkbox"/>	T23L10X No Hardware w/ LEFT Control Cutout	\$ 134
	<input type="checkbox"/>	T23R10X No Hardware w/ RIGHT Control Cutout	\$ 134
	<input type="checkbox"/>	T23312A w/Top Drop No Control Cutout	\$ 286
	<input type="checkbox"/>	T23L12A w/Top Drop LEFT Control Cutout	\$ 286
	<input type="checkbox"/>	T23R12A w/Top Drop RIGHT Control Cutout	\$ 286
Black	<input type="checkbox"/>	T33310X No Hardware	\$ 146
	<input type="checkbox"/>	T33L10X No Hardware w/ LEFT Control Cutout	\$ 146
	<input type="checkbox"/>	T33R10X No Hardware w/ RIGHT Control Cutout	\$ 146
	<input type="checkbox"/>	T33312A w/Top Drop No Control Cutout	\$ 297
	<input type="checkbox"/>	T33L12A w/Top Drop LEFT Control Cutout	\$ 297
	<input type="checkbox"/>	T33R12A w/Top Drop RIGHT Control Cutout	\$ 297

Note: Control Cutout trays that are ordered without hardware, will require selection of Hardware separately below. Must install yourself. Not all hardware is compatible.

Chair width 13"
Size 18W x 16D
Body Cutout 8.5W x 5D

U Slide

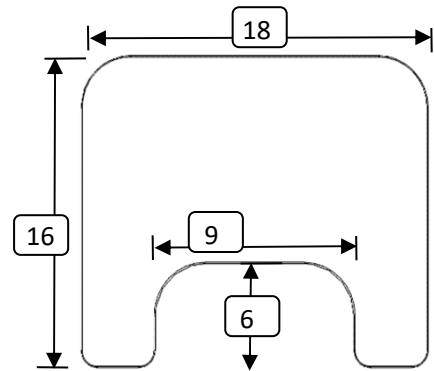
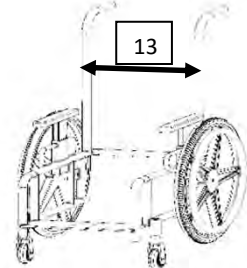
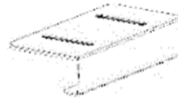
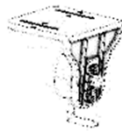


Material	No Rim		
Clear	<input type="checkbox"/>	T11100X No Hardware	\$ 173
	<input type="checkbox"/>	T11104A w/U Slide 1-1/8"	\$ 285
	<input type="checkbox"/>	T11105A w/U Slide 1-1/2"	\$ 285
Grey	<input type="checkbox"/>	T21100X No Hardware	\$ 86
	<input type="checkbox"/>	T21104A w/U Slide 1-1/8"	\$ 198
	<input type="checkbox"/>	T21105A w/U Slide 1-1/2"	\$ 198
Black	<input type="checkbox"/>	T31100X No Hardware	\$ 97
	<input type="checkbox"/>	T31104A w/U Slide 1-1/8"	\$ 209
	<input type="checkbox"/>	T31105A w/U Slide 1-1/2"	\$ 209
Material	With Rim		
Clear	<input type="checkbox"/>	T11110X No Hardware	\$ 220
	<input type="checkbox"/>	T11114A w/U Slide 1-1/8"	\$ 333
	<input type="checkbox"/>	T11115A w/U Slide 1-1/2"	\$ 333
Grey	<input type="checkbox"/>	T21110X No Hardware	\$ 134
	<input type="checkbox"/>	T21114A w/U Slide 1-1/8"	\$ 246
	<input type="checkbox"/>	T21115A w/U Slide 1-1/2"	\$ 246
Black	<input type="checkbox"/>	T31110X No Hardware	\$ 146
	<input type="checkbox"/>	T31114A w/U Slide 1-1/8"	\$ 258
	<input type="checkbox"/>	T31115A w/U Slide 1-1/2"	\$ 258

Chair width 13"
Size 18W x 16D
Body Cutout 9W x 6D

EZ Lock

U Slide



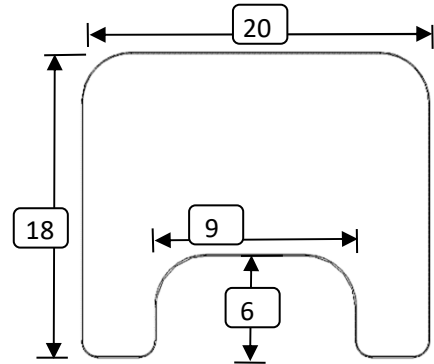
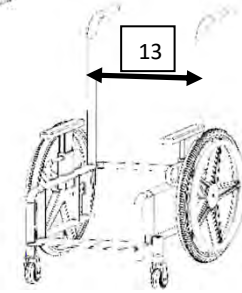
Material	No Rim		
Clear	<input type="checkbox"/>	T11200X No Hardware	\$ 173
	<input type="checkbox"/>	T11201A w/EZ Lock	\$ 302
	<input type="checkbox"/>	T11204A w/U Slide 1-1/8"	\$ 285
	<input type="checkbox"/>	T11205A w/U Slide 1-1/2"	\$ 285
Grey	<input type="checkbox"/>	T21200X No Hardware	\$ 86
	<input type="checkbox"/>	T21201A w/EZ Lock	\$ 215
	<input type="checkbox"/>	T21204A w/U Slide 1-1/8"	\$ 198
	<input type="checkbox"/>	T21205A w/U Slide 1-1/2"	\$ 198
Black	<input type="checkbox"/>	T31200X No Hardware	\$ 97
	<input type="checkbox"/>	T31201A w/EZ Lock	\$ 227
	<input type="checkbox"/>	T31204A w/U Slide 1-1/8"	\$ 209
	<input type="checkbox"/>	T31205A w/U Slide 1-1/2"	\$ 209
Material	With Rim		
Clear	<input type="checkbox"/>	T11210X No Hardware	\$ 220
	<input type="checkbox"/>	T11211A w/EZ Lock	\$ 350
	<input type="checkbox"/>	T11214A w/U Slide 1-1/8"	\$ 333
	<input type="checkbox"/>	T11215A w/U Slide 1-1/2"	\$ 333
Grey	<input type="checkbox"/>	T21210X No Hardware	\$ 134
	<input type="checkbox"/>	T21211A w/EZ Lock	\$ 264
	<input type="checkbox"/>	T21214A w/U Slide 1-1/8"	\$ 246
	<input type="checkbox"/>	T21215A w/U Slide 1-1/2"	\$ 246
Black	<input type="checkbox"/>	T31210X No Hardware	\$ 146
	<input type="checkbox"/>	T31211A w/EZ Lock	\$ 275
	<input type="checkbox"/>	T31214A w/U Slide 1-1/8"	\$ 258
	<input type="checkbox"/>	T31215A w/U Slide 1-1/2"	\$ 258

Chair width 13"
Size 20W x 18D
Body Cutout 9W x 6D

EZ Lock



U Slide

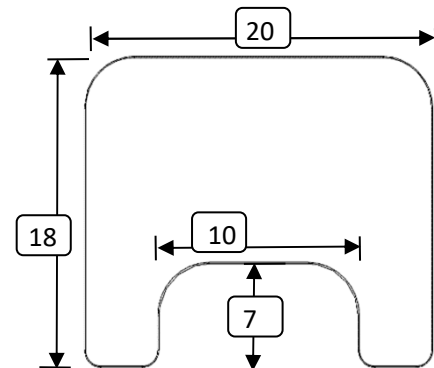
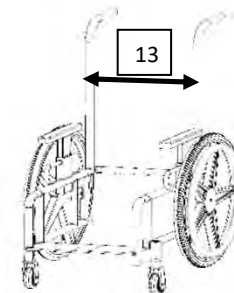


Material	No Rim		
Clear	<input type="checkbox"/>	T12100X No Hardware	\$ 173
	<input type="checkbox"/>	T12101A w/EZ Lock	\$ 302
	<input type="checkbox"/>	T12104A w/U Slide 1-1/8"	\$ 285
	<input type="checkbox"/>	T12105A w/U Slide 1-1/2"	\$ 285
Grey	<input type="checkbox"/>	T22100X No Hardware	\$ 86
	<input type="checkbox"/>	T22101A w/EZ Lock	\$ 215
	<input type="checkbox"/>	T22104A w/U Slide 1-1/8"	\$ 198
	<input type="checkbox"/>	T22105A w/U Slide 1-1/2"	\$ 198
Black	<input type="checkbox"/>	T32100X No Hardware	\$ 97
	<input type="checkbox"/>	T32101A w/EZ Lock	\$ 227
	<input type="checkbox"/>	T32104A w/U Slide 1-1/8"	\$ 209
	<input type="checkbox"/>	T32105A w/U Slide 1-1/2"	\$ 209

Material	With Rim		
Clear	<input type="checkbox"/>	T12110X No Hardware	\$ 220
	<input type="checkbox"/>	T12111A w/EZ Lock	\$ 350
	<input type="checkbox"/>	T12114A w/U Slide 1-1/8"	\$ 333
	<input type="checkbox"/>	T12115A w/U Slide 1-1/2"	\$ 333
Grey	<input type="checkbox"/>	T22110X No Hardware	\$ 134
	<input type="checkbox"/>	T22111A w/EZ Lock	\$ 264
	<input type="checkbox"/>	T22114A w/U Slide 1-1/8"	\$ 246
	<input type="checkbox"/>	T22115A w/U Slide 1-1/2"	\$ 246
Black	<input type="checkbox"/>	T32110X No Hardware	\$ 146
	<input type="checkbox"/>	T32111A w/EZ Lock	\$ 275
	<input type="checkbox"/>	T32114A w/U Slide 1-1/8"	\$ 258
	<input type="checkbox"/>	T32115A w/U Slide 1-1/2"	\$ 258

Chair width 13"
Size 20W x 18D
Body Cutout 10W x 7D

U Slide



Material	No Rim		
Clear	<input type="checkbox"/>	T12200X No Hardware	\$ 173
	<input type="checkbox"/>	T12204A w/U Slide 1-1/8"	\$ 285
	<input type="checkbox"/>	T12205A w/U Slide 1-1/2"	\$ 285
Grey	<input type="checkbox"/>	T22200X No Hardware	\$ 86
	<input type="checkbox"/>	T22204A w/U Slide 1-1/8"	\$ 198
	<input type="checkbox"/>	T22205A w/U Slide 1-1/2"	\$ 198
Black	<input type="checkbox"/>	T32200X No Hardware	\$ 97
	<input type="checkbox"/>	T32204A w/U Slide 1-1/8"	\$ 209
	<input type="checkbox"/>	T32205A w/U Slide 1-1/2"	\$ 209

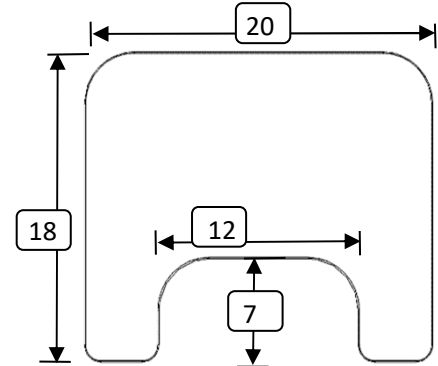
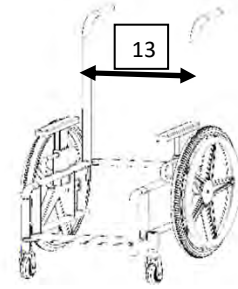
Material	With Rim		
Clear	<input type="checkbox"/>	T12210X No Hardware	\$ 220
	<input type="checkbox"/>	T12214A w/U Slide 1-1/8"	\$ 333
	<input type="checkbox"/>	T12215A w/U Slide 1-1/2"	\$ 333
Grey	<input type="checkbox"/>	T22210X No Hardware	\$ 134
	<input type="checkbox"/>	T22214A w/U Slide 1-1/8"	\$ 246
	<input type="checkbox"/>	T22215A w/U Slide 1-1/2"	\$ 246
Black	<input type="checkbox"/>	T32210X No Hardware	\$ 146
	<input type="checkbox"/>	T32214A w/U Slide 1-1/8"	\$ 258
	<input type="checkbox"/>	T32215A w/U Slide 1-1/2"	\$ 258

Chair width 13"

Size 20W x 18D

Body Cutout 12W x 7D

U Slide



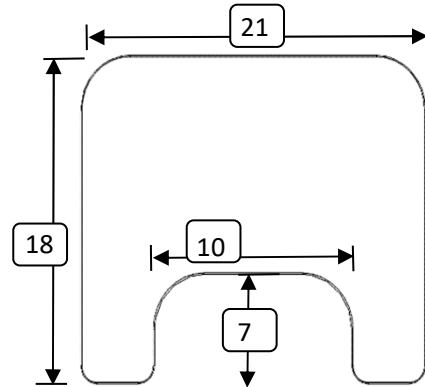
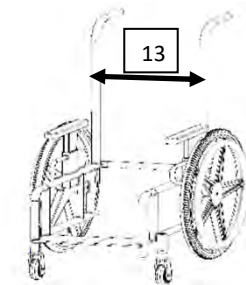
Material	No Rim		
Clear	<input type="checkbox"/>	T12300X	No Hardware \$ 173
	<input type="checkbox"/>	T12304A	w/U Slide 1-1/8" \$ 285
	<input type="checkbox"/>	T12305A	w/U Slide 1-1/2" \$ 285
Grey	<input type="checkbox"/>	T22300X	No Hardware \$ 86
	<input type="checkbox"/>	T22304A	w/U Slide 1-1/8" \$ 198
	<input type="checkbox"/>	T22305A	w/U Slide 1-1/2" \$ 198
Black	<input type="checkbox"/>	T32300X	No Hardware \$ 97
	<input type="checkbox"/>	T32304A	w/U Slide 1-1/8" \$ 209
	<input type="checkbox"/>	T32305A	w/U Slide 1-1/2" \$ 209
Material	With Rim		
Clear	<input type="checkbox"/>	T12310X	No Hardware \$ 220
	<input type="checkbox"/>	T12314A	w/U Slide 1-1/8" \$ 333
	<input type="checkbox"/>	T12315A	w/U Slide 1-1/2" \$ 333
Grey	<input type="checkbox"/>	T22310X	No Hardware \$ 134
	<input type="checkbox"/>	T22314A	w/U Slide 1-1/8" \$ 246
	<input type="checkbox"/>	T22315A	w/U Slide 1-1/2" \$ 246
Black	<input type="checkbox"/>	T32310X	No Hardware \$ 146
	<input type="checkbox"/>	T32314A	w/U Slide 1-1/8" \$ 258
	<input type="checkbox"/>	T32315A	w/U Slide 1-1/2" \$ 258

Chair width 13"

Size 21W x 18D

Body Cutout 10W x 7D

Top Drop

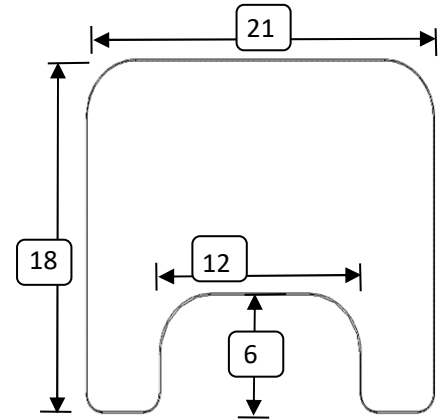


Material	No Rim		
Clear	<input type="checkbox"/>	T13100X	No Hardware \$ 180
	<input type="checkbox"/>	T13102A	w/Top Drop \$ 324
Grey	<input type="checkbox"/>	T23100X	No Hardware \$ 86
	<input type="checkbox"/>	T23102A	w/Top Drop \$ 237
Black	<input type="checkbox"/>	T33100X	No Hardware \$ 97
	<input type="checkbox"/>	T33102A	w/Top Drop \$ 247
Material	With Rim		
Clear	<input type="checkbox"/>	T13110X	No Hardware \$ 229
	<input type="checkbox"/>	T13112A	w/Top Drop \$ 373
Grey	<input type="checkbox"/>	T23110X	No Hardware \$ 134
	<input type="checkbox"/>	T23112A	w/Top Drop \$ 286
Black	<input type="checkbox"/>	T33110X	No Hardware \$ 146
	<input type="checkbox"/>	T33112A	w/Top Drop \$ 297

Chair width 13"
Size 21W x 18D
Body Cutout 12W x 6D



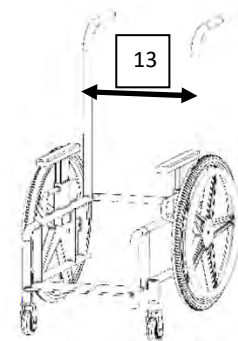
Material		No Rim		
Clear	<input type="checkbox"/>	T13200X	No Hardware	\$ 180
	<input type="checkbox"/>	T13202A	w/Top Drop	\$ 324
Grey	<input type="checkbox"/>	T23200X	No Hardware	\$ 86
	<input type="checkbox"/>	T23202A	w/Top Drop	\$ 237
Black	<input type="checkbox"/>	T33200X	No Hardware	\$ 97
	<input type="checkbox"/>	T33202A	w/Top Drop	\$ 247
Material		With Rim		
Clear	<input type="checkbox"/>	T13210X	No Hardware	\$ 229
	<input type="checkbox"/>	T13212A	w/Top Drop	\$ 373
Grey	<input type="checkbox"/>	T23210X	No Hardware	\$ 134
	<input type="checkbox"/>	T23212A	w/Top Drop	\$ 286
Black	<input type="checkbox"/>	T33210X	No Hardware	\$ 146
	<input type="checkbox"/>	T33212A	w/Top Drop	\$ 297



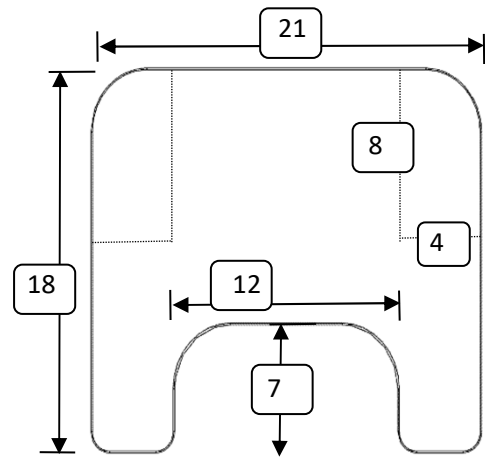
Chair width 13"
Size 21W x 18D
Body Cutout 12W x 7D



Material		No Rim			
Clear	<input type="checkbox"/>	T13300X	No Hardware	\$ 180	
	<input type="checkbox"/>	T13E00X	No Hardware w/ Control Cutout	\$ 180	
	<input type="checkbox"/>	T13302A	w/Top Drop No Control Cutout	\$ 324	
	<input type="checkbox"/>	T13L02A	w/Top Drop LEFT Control Cutout	\$ 324	
	<input type="checkbox"/>	T13R02A	w/Top Drop RIGHT Control Cutout	\$ 324	
Grey	<input type="checkbox"/>	T23300X	No Hardware	\$ 86	
	<input type="checkbox"/>	T23L00X	No Hardware w/ LEFT Control Cutout	\$ 86	
	<input type="checkbox"/>	T23R00X	No Hardware w/ RIGHT Control Cutout	\$ 86	
	<input type="checkbox"/>	T23302A	w/Top Drop No Control Cutout	\$ 237	
	<input type="checkbox"/>	T23L02A	w/Top Drop LEFT Control Cutout	\$ 237	
Black	<input type="checkbox"/>	T23R02A	w/Top Drop RIGHT Control Cutout	\$ 237	
	<input type="checkbox"/>	T33300X	No Hardware	\$ 97	
	<input type="checkbox"/>	T33L00X	No Hardware w/ LEFT Control Cutout	\$ 97	
	<input type="checkbox"/>	T33R00X	No Hardware w/ RIGHT Control Cutout	\$ 97	
	<input type="checkbox"/>	T33302A	w/Top Drop No Control Cutout	\$ 247	
Clear	<input type="checkbox"/>	T33L02A	w/Top Drop LEFT Control Cutout	\$ 247	
	<input type="checkbox"/>	T33R02A	w/Top Drop RIGHT Control Cutout	\$ 247	
	Material		With Rim		
	Clear	<input type="checkbox"/>	T13310X	No Hardware	\$ 229
		<input type="checkbox"/>	T13L10X	No Hardware w/ LEFT Control Cutout	\$ 229
<input type="checkbox"/>		T13R10X	No Hardware w/ RIGHT Control Cutout	\$ 229	
<input type="checkbox"/>		T13312A	w/Top Drop No Control Cutout	\$ 373	
<input type="checkbox"/>		T13L12A	w/Top Drop LEFT Control Cutout	\$ 373	
Grey	<input type="checkbox"/>	T13R12A	w/Top Drop RIGHT Control Cutout	\$ 373	
	<input type="checkbox"/>	T23310X	No Hardware	\$ 134	
	<input type="checkbox"/>	T23L10X	No Hardware w/ LEFT Control Cutout	\$ 134	
	<input type="checkbox"/>	T23R10X	No Hardware w/ RIGHT Control Cutout	\$ 134	
	<input type="checkbox"/>	T23312A	w/Top Drop No Control Cutout	\$ 286	
Black	<input type="checkbox"/>	T23L12A	w/Top Drop LEFT Control Cutout	\$ 286	
	<input type="checkbox"/>	T23R12A	w/Top Drop RIGHT Control Cutout	\$ 286	
	<input type="checkbox"/>	T33310X	No Hardware	\$ 146	
	<input type="checkbox"/>	T33L10X	No Hardware w/ LEFT Control Cutout	\$ 146	
	<input type="checkbox"/>	T33R10X	No Hardware w/ RIGHT Control Cutout	\$ 146	
Clear	<input type="checkbox"/>	T33312A	w/Top Drop No Control Cutout	\$ 297	
	<input type="checkbox"/>	T33L12A	w/Top Drop LEFT Control Cutout	\$ 297	
	<input type="checkbox"/>	T33R12A	w/Top Drop RIGHT Control Cutout	\$ 297	
	<input type="checkbox"/>	T33312A	w/Top Drop No Control Cutout	\$ 297	
	<input type="checkbox"/>	T33L12A	w/Top Drop LEFT Control Cutout	\$ 297	
<input type="checkbox"/>	T33R12A	w/Top Drop RIGHT Control Cutout	\$ 297		

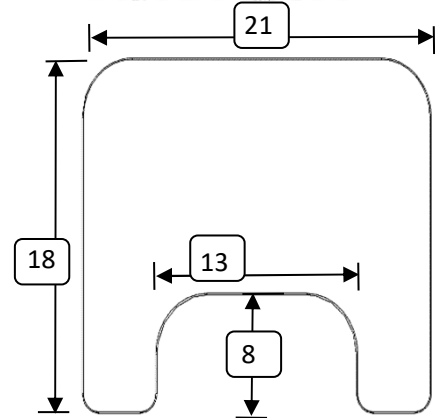
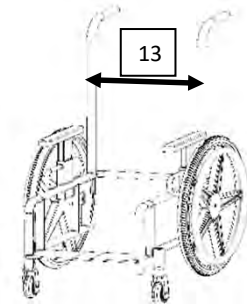


Control cutout optional



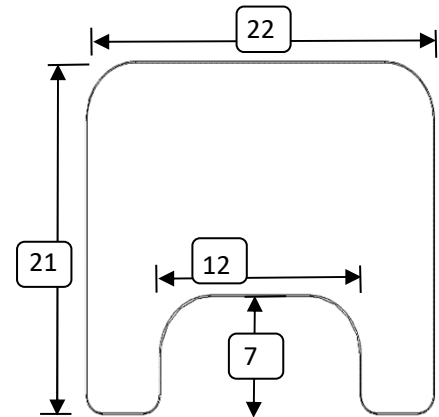
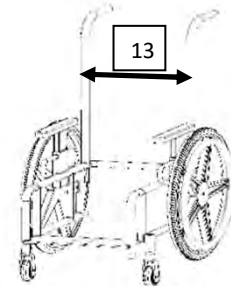
Note: Control Cutout trays that are ordered without hardware, will require selection of Hardware separately below. Must install yourself. Not all hardware is compatible.

Chair width 13"
Size 21W x 18D
Body Cutout 13W x 8D



Material		No Rim		
Clear	<input type="checkbox"/>	T13400X	No Hardware	\$ 180
	<input type="checkbox"/>	T13402A	w/Top Drop	\$ 324
Grey	<input type="checkbox"/>	T23400X	No Hardware	\$ 86
	<input type="checkbox"/>	T23402A	w/Top Drop	\$ 237
Black	<input type="checkbox"/>	T33400X	No Hardware	\$ 97
	<input type="checkbox"/>	T33402A	w/Top Drop	\$ 247
Material		With Rim		
Clear	<input type="checkbox"/>	T13410X	No Hardware	\$ 229
	<input type="checkbox"/>	T13412A	w/Top Drop	\$ 373
Grey	<input type="checkbox"/>	T23410X	No Hardware	\$ 134
	<input type="checkbox"/>	T23412A	w/Top Drop	\$ 286
Black	<input type="checkbox"/>	T33410X	No Hardware	\$ 146
	<input type="checkbox"/>	T33412A	w/Top Drop	\$ 297

Chair width 13"
Size 22W x 21D
Body Cutout 12W x 7D

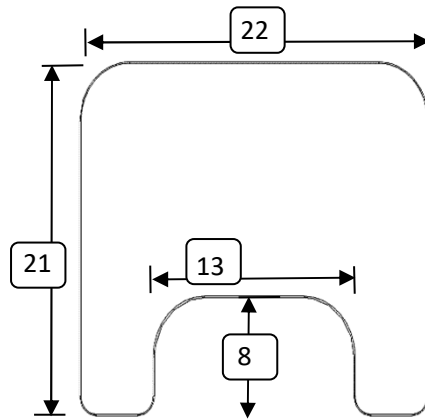
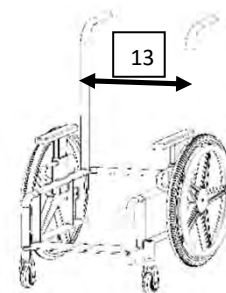


Material		No Rim		
Clear	<input type="checkbox"/>	T14100X	No Hardware	\$ 207
	<input type="checkbox"/>	T14102A	w/Top Drop	\$ 358
Grey	<input type="checkbox"/>	T24100X	No Hardware	\$ 100
	<input type="checkbox"/>	T24102A	w/Top Drop	\$ 250
Black	<input type="checkbox"/>	T34100X	No Hardware	\$ 111
	<input type="checkbox"/>	T34102A	w/Top Drop	\$ 262
Material		With Rim		
Clear	<input type="checkbox"/>	T14110X	No Hardware	\$ 256
	<input type="checkbox"/>	T14112A	w/Top Drop	\$ 406
Grey	<input type="checkbox"/>	T24110X	No Hardware	\$ 149
	<input type="checkbox"/>	T24112A	w/Top Drop	\$ 300
Black	<input type="checkbox"/>	T34110X	No Hardware	\$ 160
	<input type="checkbox"/>	T34112A	w/Top Drop	\$ 312

Chair width 13"

Size 22W x 21D

Body Cutout 13W x 8D



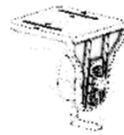
Material	No Rim		
Clear	<input type="checkbox"/>	T14200X No Hardware	\$ 207
	<input type="checkbox"/>	T14202A w/Top Drop	\$ 358
Grey	<input type="checkbox"/>	T24200X No Hardware	\$ 100
	<input type="checkbox"/>	T24202A w/Top Drop	\$ 250
Black	<input type="checkbox"/>	T34200X No Hardware	\$ 111
	<input type="checkbox"/>	T34202A w/Top Drop	\$ 262
Material	With Rim		
Clear	<input type="checkbox"/>	T14210X No Hardware	\$ 256
	<input type="checkbox"/>	T14212A w/Top Drop	\$ 406
Grey	<input type="checkbox"/>	T24210X No Hardware	\$ 149
	<input type="checkbox"/>	T24212A w/Top Drop	\$ 300
Black	<input type="checkbox"/>	T34210X No Hardware	\$ 160
	<input type="checkbox"/>	T34212A w/Top Drop	\$ 312

Chair width 14"

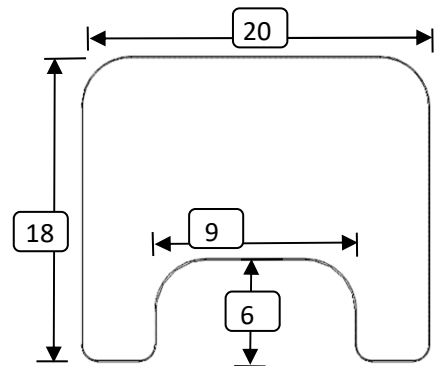
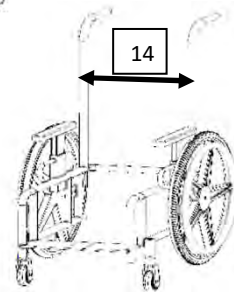
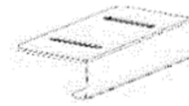
Size 20W x 18D

Body Cutout 9W x 6D

EZ Lock

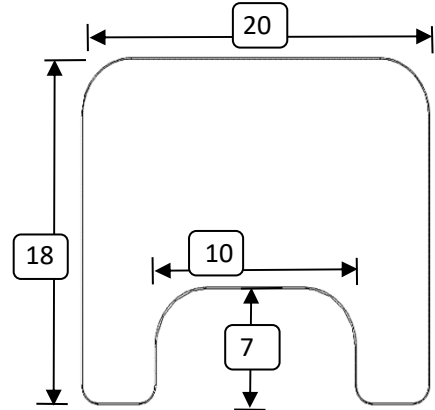
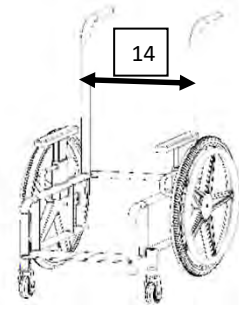
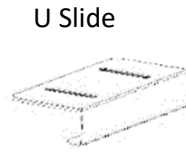


U Slide



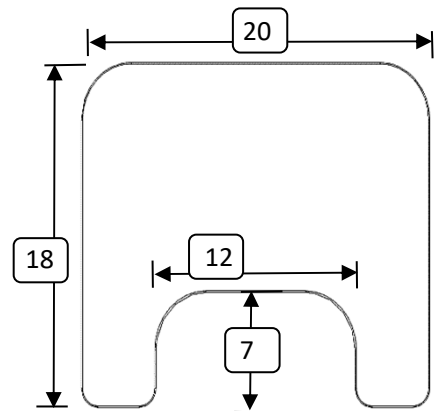
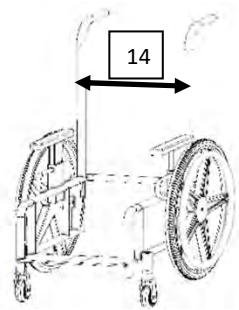
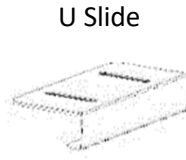
Material		No Rim		
Clear	<input type="checkbox"/>	T12100X	No Hardware	\$ 173
	<input type="checkbox"/>	T12101A	w/EZ Lock	\$ 302
	<input type="checkbox"/>	T12104A	w/U Slide 1-1/8"	\$ 285
	<input type="checkbox"/>	T12105A	w/U Slide 1-1/2"	\$ 285
Grey	<input type="checkbox"/>	T22100X	No Hardware	\$ 86
	<input type="checkbox"/>	T22101A	w/EZ Lock	\$ 215
	<input type="checkbox"/>	T22104A	w/U Slide 1-1/8"	\$ 198
	<input type="checkbox"/>	T22105A	w/U Slide 1-1/2"	\$ 198
Black	<input type="checkbox"/>	T32100X	No Hardware	\$ 97
	<input type="checkbox"/>	T32101A	w/EZ Lock	\$ 227
	<input type="checkbox"/>	T32104A	w/U Slide 1-1/8"	\$ 209
	<input type="checkbox"/>	T32105A	w/U Slide 1-1/2"	\$ 209
Material		With Rim		
Clear	<input type="checkbox"/>	T12110X	No Hardware	\$ 220
	<input type="checkbox"/>	T12111A	w/EZ Lock	\$ 350
	<input type="checkbox"/>	T12114A	w/U Slide 1-1/8"	\$ 333
	<input type="checkbox"/>	T12115A	w/U Slide 1-1/2"	\$ 333
Grey	<input type="checkbox"/>	T22110X	No Hardware	\$ 134
	<input type="checkbox"/>	T22111A	w/EZ Lock	\$ 264
	<input type="checkbox"/>	T22114A	w/U Slide 1-1/8"	\$ 246
	<input type="checkbox"/>	T22115A	w/U Slide 1-1/2"	\$ 246
Black	<input type="checkbox"/>	T32110X	No Hardware	\$ 146
	<input type="checkbox"/>	T32111A	w/EZ Lock	\$ 275
	<input type="checkbox"/>	T32114A	w/U Slide 1-1/8"	\$ 258
	<input type="checkbox"/>	T32115A	w/U Slide 1-1/2"	\$ 258

Chair width 14"
Size 20W x 18D
Body Cutout 10W x 7D



Material	No Rim		
Clear	<input type="checkbox"/>	T12200X No Hardware	\$ 173
	<input type="checkbox"/>	T12201A w/EZ Lock	\$ 302
	<input type="checkbox"/>	T12204A w/U Slide 1-1/8"	\$ 285
	<input type="checkbox"/>	T12205A w/U Slide 1-1/2"	\$ 285
Grey	<input type="checkbox"/>	T22200X No Hardware	\$ 86
	<input type="checkbox"/>	T22201A w/EZ Lock	\$ 215
	<input type="checkbox"/>	T22204A w/U Slide 1-1/8"	\$ 198
	<input type="checkbox"/>	T22205A w/U Slide 1-1/2"	\$ 198
Black	<input type="checkbox"/>	T32200X No Hardware	\$ 97
	<input type="checkbox"/>	T32201A w/EZ Lock	\$ 227
	<input type="checkbox"/>	T32204A w/U Slide 1-1/8"	\$ 209
	<input type="checkbox"/>	T32205A w/U Slide 1-1/2"	\$ 209
Material	With Rim		
Clear	<input type="checkbox"/>	T12210X No Hardware	\$ 220
	<input type="checkbox"/>	T12211A w/EZ Lock	\$ 350
	<input type="checkbox"/>	T12214A w/U Slide 1-1/8"	\$ 333
	<input type="checkbox"/>	T12215A w/U Slide 1-1/2"	\$ 333
Grey	<input type="checkbox"/>	T22210X No Hardware	\$ 134
	<input type="checkbox"/>	T22211A w/EZ Lock	\$ 264
	<input type="checkbox"/>	T22214A w/U Slide 1-1/8"	\$ 246
	<input type="checkbox"/>	T22215A w/U Slide 1-1/2"	\$ 246
Black	<input type="checkbox"/>	T32210X No Hardware	\$ 146
	<input type="checkbox"/>	T32211A w/EZ Lock	\$ 275
	<input type="checkbox"/>	T32214A w/U Slide 1-1/8"	\$ 258
	<input type="checkbox"/>	T32215A w/U Slide 1-1/2"	\$ 258

Chair width 14"
Size 20W x 18D
Body Cutout 12W x 7D

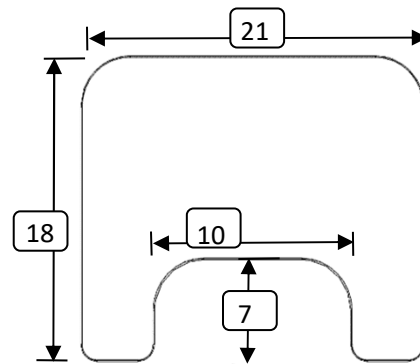
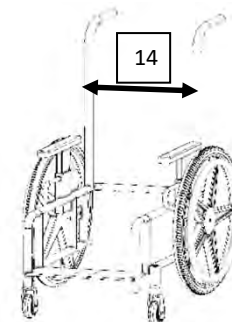



Material	No Rim		
Clear	<input type="checkbox"/>	T12300X No Hardware	\$ 173
	<input type="checkbox"/>	T12301A w/EZ Lock	\$ 302
	<input type="checkbox"/>	T12304A w/U Slide 1-1/8"	\$ 285
	<input type="checkbox"/>	T12305A w/U Slide 1-1/2"	\$ 285
Grey	<input type="checkbox"/>	T22300X No Hardware	\$ 86
	<input type="checkbox"/>	T22301A w/EZ Lock	\$ 215
	<input type="checkbox"/>	T22304A w/U Slide 1-1/8"	\$ 198
	<input type="checkbox"/>	T22305A w/U Slide 1-1/2"	\$ 198
Black	<input type="checkbox"/>	T32300X No Hardware	\$ 97
	<input type="checkbox"/>	T32301A w/EZ Lock	\$ 227
	<input type="checkbox"/>	T32304A w/U Slide 1-1/8"	\$ 209
	<input type="checkbox"/>	T32305A w/U Slide 1-1/2"	\$ 209
Material	With Rim		
Clear	<input type="checkbox"/>	T12310X No Hardware	\$ 220
	<input type="checkbox"/>	T12311A w/EZ Lock	\$ 350
	<input type="checkbox"/>	T12314A w/U Slide 1-1/8"	\$ 333
	<input type="checkbox"/>	T12315A w/U Slide 1-1/2"	\$ 333
Grey	<input type="checkbox"/>	T22310X No Hardware	\$ 134
	<input type="checkbox"/>	T22311A w/EZ Lock	\$ 264
	<input type="checkbox"/>	T22314A w/U Slide 1-1/8"	\$ 246
	<input type="checkbox"/>	T22315A w/U Slide 1-1/2"	\$ 246
Black	<input type="checkbox"/>	T32310X No Hardware	\$ 146
	<input type="checkbox"/>	T32311A w/EZ Lock	\$ 275
	<input type="checkbox"/>	T32314A w/U Slide 1-1/8"	\$ 258
	<input type="checkbox"/>	T32315A w/U Slide 1-1/2"	\$ 258

Chair width 14"
Size 21W x 18D
Body Cutout 10W x 7D

EZ Lock

U Slide



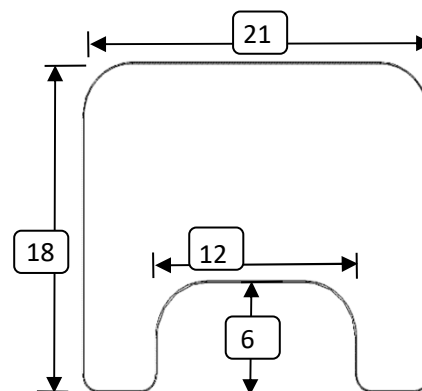
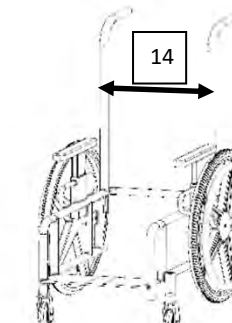
Material	No Rim			
Clear	<input type="checkbox"/>	T13100X	No Hardware	\$ 180
	<input type="checkbox"/>	T13101A	w/EZ Lock	\$ 302
	<input type="checkbox"/>	T13104A	w/U Slide 1-1/8"	\$ 285
	<input type="checkbox"/>	T13105A	w/U Slide 1-1/2"	\$ 285
Grey	<input type="checkbox"/>	T23100X	No Hardware	\$ 86
	<input type="checkbox"/>	T23101A	w/EZ Lock	\$ 215
	<input type="checkbox"/>	T23104A	w/U Slide 1-1/8"	\$ 198
	<input type="checkbox"/>	T23105A	w/U Slide 1-1/2"	\$ 198
Black	<input type="checkbox"/>	T33100X	No Hardware	\$ 97
	<input type="checkbox"/>	T33101A	w/EZ Lock	\$ 227
	<input type="checkbox"/>	T33104A	w/U Slide 1-1/8"	\$ 209
	<input type="checkbox"/>	T33105A	w/U Slide 1-1/2"	\$ 209

Material	With Rim			
Clear	<input type="checkbox"/>	T13110X	No Hardware	\$ 229
	<input type="checkbox"/>	T13111A	w/EZ Lock	\$ 350
	<input type="checkbox"/>	T13114A	w/U Slide 1-1/8"	\$ 333
	<input type="checkbox"/>	T13115A	w/U Slide 1-1/2"	\$ 333
Grey	<input type="checkbox"/>	T23110X	No Hardware	\$ 134
	<input type="checkbox"/>	T23111A	w/EZ Lock	\$ 264
	<input type="checkbox"/>	T23114A	w/U Slide 1-1/8"	\$ 246
	<input type="checkbox"/>	T23115A	w/U Slide 1-1/2"	\$ 246
Black	<input type="checkbox"/>	T33110X	No Hardware	\$ 146
	<input type="checkbox"/>	T33111A	w/EZ Lock	\$ 275
	<input type="checkbox"/>	T33114A	w/U Slide 1-1/8"	\$ 258
	<input type="checkbox"/>	T33115A	w/U Slide 1-1/2"	\$ 258

Chair width 14"
Size 21W x 18D
Body Cutout 12W x 6D

EZ Lock

U Slide



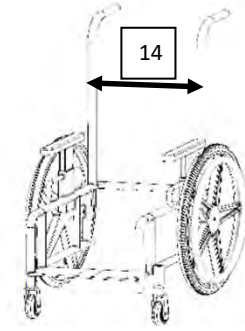
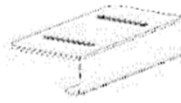
Material	No Rim			
Clear	<input type="checkbox"/>	T13200X	No Hardware	\$ 180
	<input type="checkbox"/>	T13201A	w/EZ Lock	\$ 302
	<input type="checkbox"/>	T13204A	w/U Slide 1-1/8"	\$ 285
	<input type="checkbox"/>	T13205A	w/U Slide 1-1/2"	\$ 285
Grey	<input type="checkbox"/>	T23200X	No Hardware	\$ 86
	<input type="checkbox"/>	T23201A	w/EZ Lock	\$ 215
	<input type="checkbox"/>	T23204A	w/U Slide 1-1/8"	\$ 198
	<input type="checkbox"/>	T23205A	w/U Slide 1-1/2"	\$ 198
Black	<input type="checkbox"/>	T33200X	No Hardware	\$ 97
	<input type="checkbox"/>	T33201A	w/EZ Lock	\$ 227
	<input type="checkbox"/>	T33204A	w/U Slide 1-1/8"	\$ 209
	<input type="checkbox"/>	T33205A	w/U Slide 1-1/2"	\$ 209

Material	With Rim			
Clear	<input type="checkbox"/>	T13210X	No Hardware	\$ 229
	<input type="checkbox"/>	T13211A	w/EZ Lock	\$ 350
	<input type="checkbox"/>	T13214A	w/U Slide 1-1/8"	\$ 333
	<input type="checkbox"/>	T13215A	w/U Slide 1-1/2"	\$ 333
Grey	<input type="checkbox"/>	T23210X	No Hardware	\$ 134
	<input type="checkbox"/>	T23211A	w/EZ Lock	\$ 264
	<input type="checkbox"/>	T23214A	w/U Slide 1-1/8"	\$ 246
	<input type="checkbox"/>	T23215A	w/U Slide 1-1/2"	\$ 246
Black	<input type="checkbox"/>	T33210X	No Hardware	\$ 146
	<input type="checkbox"/>	T33211A	w/EZ Lock	\$ 275
	<input type="checkbox"/>	T33214A	w/U Slide 1-1/8"	\$ 258
	<input type="checkbox"/>	T33215A	w/U Slide 1-1/2"	\$ 258

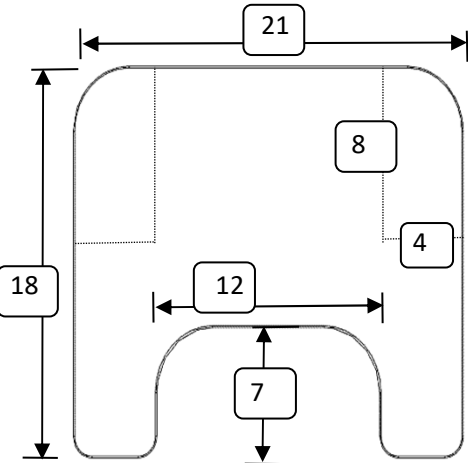
Chair width 14"
Size 21W x 18D
Body Cutout 12W x 7D

EZ Lock

U Slide



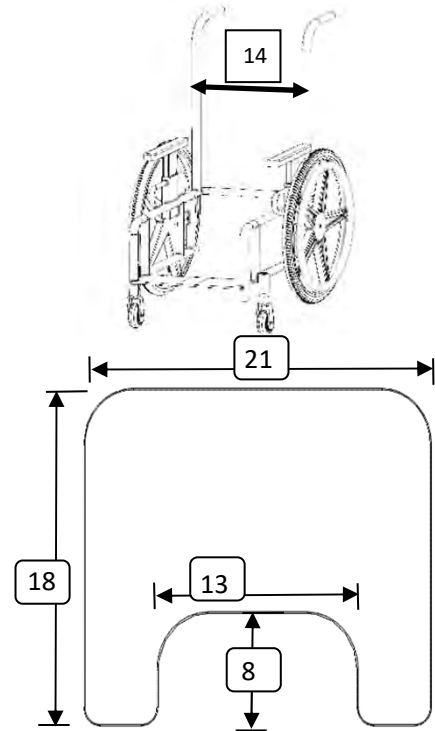
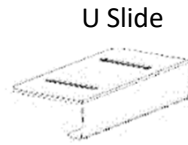
Control cutout optional



Note: This size tray with Control Cutout must be ordered without hardware to be compatible with 14" wide chairs. Select Hardware seperately below. Must install yourself. Not all hardware is compatible.

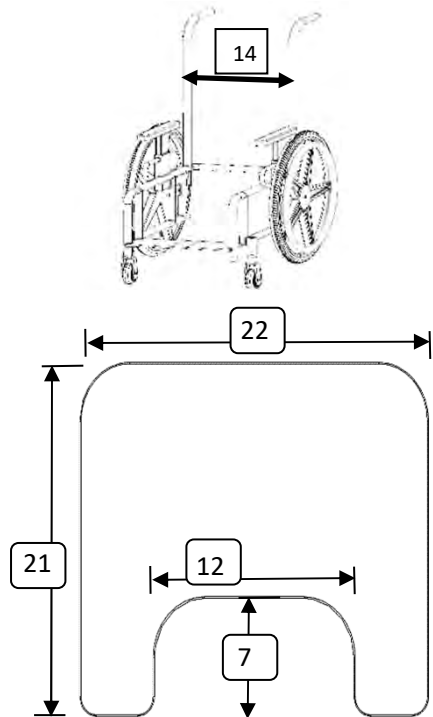
Material	No Rim		
Clear	<input type="checkbox"/>	T13300X No Hardware	\$ 180
	<input type="checkbox"/>	T13E00X No Hardware w/ Control Cutout	\$ 180
	<input type="checkbox"/>	T13301A w/EZ Lock	\$ 302
	<input type="checkbox"/>	T13304A w/U Slide 1-1/8" No Control Cutout	\$ 285
	<input type="checkbox"/>	T13305A w/U Slide 1-1/2" No Control Cutout	\$ 285
Grey	<input type="checkbox"/>	T23300X No Hardware	\$ 86
	<input type="checkbox"/>	T23L00X No Hardware w/ LEFT Control Cutout	\$ 86
	<input type="checkbox"/>	T23R00X No Hardware w/ RIGHT Control Cutout	\$ 86
	<input type="checkbox"/>	T23301A w/EZ Lock	\$ 215
	<input type="checkbox"/>	T23304A w/U Slide 1-1/8" No Control Cutout	\$ 198
<input type="checkbox"/>	T23305A w/U Slide 1-1/2" No Control Cutout	\$ 198	
Black	<input type="checkbox"/>	T33300X No Hardware	\$ 97
	<input type="checkbox"/>	T33L00X No Hardware w/ LEFT Control Cutout	\$ 97
	<input type="checkbox"/>	T33R00X No Hardware w/ RIGHT Control Cutout	\$ 97
	<input type="checkbox"/>	T33301A w/EZ Lock	\$ 227
	<input type="checkbox"/>	T33304A w/U Slide 1-1/8" No Control Cutout	\$ 209
<input type="checkbox"/>	T33305A w/U Slide 1-1/2" No Control Cutout	\$ 209	
Material	With Rim		
Clear	<input type="checkbox"/>	T13310X No Hardware	\$ 229
	<input type="checkbox"/>	T13L10X No Hardware w/ LEFT Control Cutout	\$ 229
	<input type="checkbox"/>	T13R10X No Hardware w/ RIGHT Control Cutout	\$ 229
	<input type="checkbox"/>	T13311A w/EZ Lock	\$ 350
	<input type="checkbox"/>	T13314A w/U Slide 1-1/8" No Control Cutout	\$ 333
<input type="checkbox"/>	T13315A w/U Slide 1-1/2" No Control Cutout	\$ 333	
Grey	<input type="checkbox"/>	T23310X No Hardware	\$ 134
	<input type="checkbox"/>	T23L10X No Hardware w/ LEFT Control Cutout	\$ 134
	<input type="checkbox"/>	T23R10X No Hardware w/ RIGHT Control Cutout	\$ 134
	<input type="checkbox"/>	T23311A w/EZ Lock	\$ 264
	<input type="checkbox"/>	T23314A w/U Slide 1-1/8" No Control Cutout	\$ 246
<input type="checkbox"/>	T23315A w/U Slide 1-1/2" No Control Cutout	\$ 246	
Black	<input type="checkbox"/>	T33310X No Hardware	\$ 146
	<input type="checkbox"/>	T33L10X No Hardware w/ LEFT Control Cutout	\$ 146
	<input type="checkbox"/>	T33R10X No Hardware w/ RIGHT Control Cutout	\$ 146
	<input type="checkbox"/>	T33311A w/EZ Lock	\$ 275
	<input type="checkbox"/>	T33314A w/U Slide 1-1/8" No Control Cutout	\$ 258
<input type="checkbox"/>	T33315A w/U Slide 1-1/2" No Control Cutout	\$ 258	

Chair width 14"
Size 21W x 18D
Body Cutout 13W x 8D



Material		No Rim		
Clear	<input type="checkbox"/>	T13400X	No Hardware	\$ 180
	<input type="checkbox"/>	T13404A	w/U Slide 1-1/8"	\$ 285
	<input type="checkbox"/>	T13405A	w/U Slide 1-1/2"	\$ 285
Grey	<input type="checkbox"/>	T23400X	No Hardware	\$ 86
	<input type="checkbox"/>	T23404A	w/U Slide 1-1/8"	\$ 198
	<input type="checkbox"/>	T23405A	w/U Slide 1-1/2"	\$ 198
Black	<input type="checkbox"/>	T33400X	No Hardware	\$ 97
	<input type="checkbox"/>	T33404A	w/U Slide 1-1/8"	\$ 209
	<input type="checkbox"/>	T33405A	w/U Slide 1-1/2"	\$ 209
Material		With Rim		
Clear	<input type="checkbox"/>	T13410X	No Hardware	\$ 229
	<input type="checkbox"/>	T13414A	w/U Slide 1-1/8"	\$ 333
	<input type="checkbox"/>	T13415A	w/U Slide 1-1/2"	\$ 333
Grey	<input type="checkbox"/>	T23410X	No Hardware	\$ 134
	<input type="checkbox"/>	T23414A	w/U Slide 1-1/8"	\$ 246
	<input type="checkbox"/>	T23415A	w/U Slide 1-1/2"	\$ 246
Black	<input type="checkbox"/>	T33410X	No Hardware	\$ 146
	<input type="checkbox"/>	T33414A	w/U Slide 1-1/8"	\$ 258
	<input type="checkbox"/>	T33415A	w/U Slide 1-1/2"	\$ 258

Chair width 14"
Size 22W x 21D
Body Cutout 12W x 7D

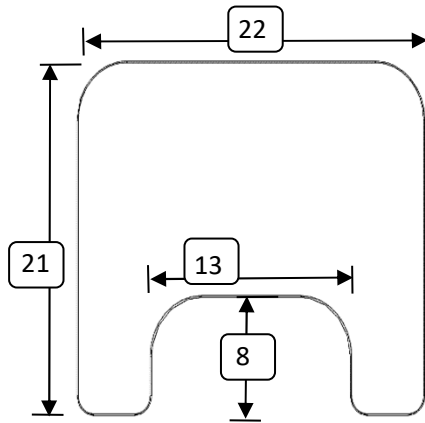
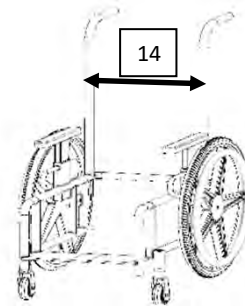


Material		No Rim		
Clear	<input type="checkbox"/>	T14100X	No Hardware	\$ 207
	<input type="checkbox"/>	T14102A	w/Top Drop	\$ 358
Grey	<input type="checkbox"/>	T24100X	No Hardware	\$ 100
	<input type="checkbox"/>	T24102A	w/Top Drop	\$ 250
Black	<input type="checkbox"/>	T34100X	No Hardware	\$ 111
	<input type="checkbox"/>	T34102A	w/Top Drop	\$ 262
Material		With Rim		
Clear	<input type="checkbox"/>	T14110X	No Hardware	\$ 256
	<input type="checkbox"/>	T14112A	w/Top Drop	\$ 406
Grey	<input type="checkbox"/>	T24110X	No Hardware	\$ 149
	<input type="checkbox"/>	T24112A	w/Top Drop	\$ 300
Black	<input type="checkbox"/>	T34110X	No Hardware	\$ 160
	<input type="checkbox"/>	T34112A	w/Top Drop	\$ 312

Chair width 14"

Size 22W x 21D

Body Cutout 13W x 8D

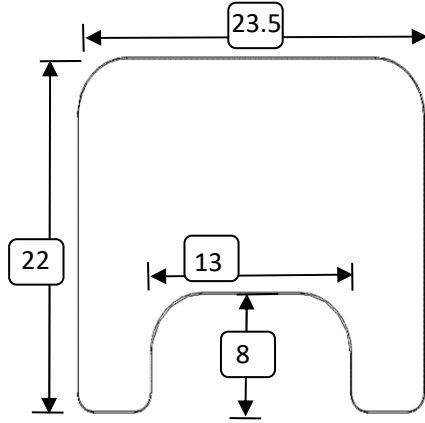
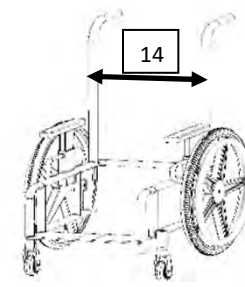


Material		No Rim		
Clear	<input type="checkbox"/>	T14200X	No Hardware	\$ 207
	<input type="checkbox"/>	T14202A	w/Top Drop	\$ 358
Grey	<input type="checkbox"/>	T24200X	No Hardware	\$ 100
	<input type="checkbox"/>	T24202A	w/Top Drop	\$ 250
Black	<input type="checkbox"/>	T34200X	No Hardware	\$ 111
	<input type="checkbox"/>	T34202A	w/Top Drop	\$ 262
Material		With Rim		
Clear	<input type="checkbox"/>	T14210X	No Hardware	\$ 256
	<input type="checkbox"/>	T14212A	w/Top Drop	\$ 406
Grey	<input type="checkbox"/>	T24210X	No Hardware	\$ 149
	<input type="checkbox"/>	T24212A	w/Top Drop	\$ 300
Black	<input type="checkbox"/>	T34210X	No Hardware	\$ 160
	<input type="checkbox"/>	T34212A	w/Top Drop	\$ 312

Chair width 14"

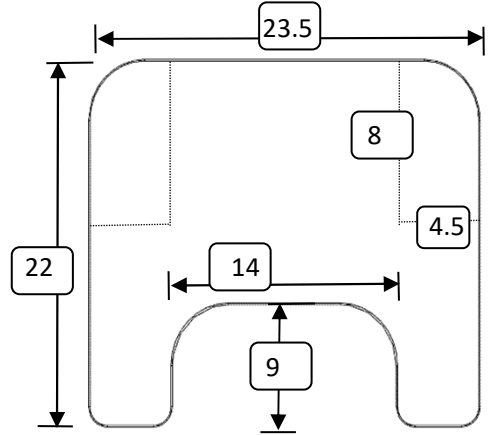
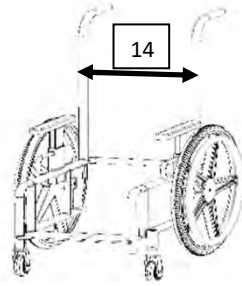
Size 23.5W x 22D

Body Cutout 13W x 8D



Material		No Rim		
Clear	<input type="checkbox"/>	T15100X	No Hardware	\$ 214
	<input type="checkbox"/>	T15102A	w/Top Drop	\$ 358
Grey	<input type="checkbox"/>	T25100X	No Hardware	\$ 100
	<input type="checkbox"/>	T25102A	w/Top Drop	\$ 250
Black	<input type="checkbox"/>	T35100X	No Hardware	\$ 111
	<input type="checkbox"/>	T35102A	w/Top Drop	\$ 262
Material		With Rim		
Clear	<input type="checkbox"/>	T15110X	No Hardware	\$ 262
	<input type="checkbox"/>	T15112A	w/Top Drop	\$ 406
Grey	<input type="checkbox"/>	T25110X	No Hardware	\$ 149
	<input type="checkbox"/>	T25112A	w/Top Drop	\$ 300
Black	<input type="checkbox"/>	T35110X	No Hardware	\$ 160
	<input type="checkbox"/>	T35112A	w/Top Drop	\$ 312

Chair width 14"
Size 23.5W x 22D
Body Cutout 14W x 9D

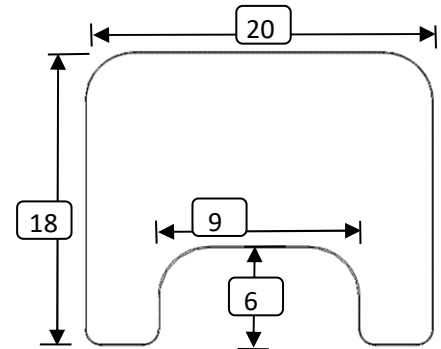
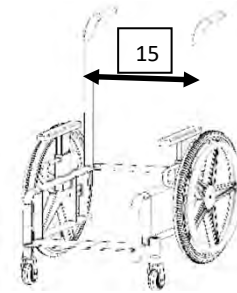



Note: Control Cutout trays that are ordered without hardware, will require selection of Hardware separately below. Must install yourself. Not all hardware is compatible.

Material		No Rim		
Clear	<input type="checkbox"/>	T15200X	No Hardware	\$ 214
	<input type="checkbox"/>	T15E00X	No Hardware w/ Control Cutout	\$ 214
	<input type="checkbox"/>	T15202A	w/Top Drop No Control Cutout	\$ 358
	<input type="checkbox"/>	T15L02A	w/Top Drop LEFT Control Cutout	\$ 358
	<input type="checkbox"/>	T15R02A	w/Top Drop RIGHT Control Cutout	\$ 358
Grey	<input type="checkbox"/>	T25200X	No Hardware	\$ 100
	<input type="checkbox"/>	T25L00X	No Hardware w/ LEFT Control Cutout	\$ 100
	<input type="checkbox"/>	T25R00X	No Hardware w/ RIGHT Control Cutout	\$ 100
	<input type="checkbox"/>	T25202A	w/Top Drop No Control Cutout	\$ 250
	<input type="checkbox"/>	T25L02A	w/Top Drop LEFT Control Cutout	\$ 250
	<input type="checkbox"/>	T25R02A	w/Top Drop RIGHT Control Cutout	\$ 250
Black	<input type="checkbox"/>	T35200X	No Hardware	\$ 111
	<input type="checkbox"/>	T35L00X	No Hardware w/ LEFT Control Cutout	\$ 111
	<input type="checkbox"/>	T35R00X	No Hardware w/ RIGHT Control Cutout	\$ 111
	<input type="checkbox"/>	T35202A	w/Top Drop No Control Cutout	\$ 262
	<input type="checkbox"/>	T35L02A	w/Top Drop LEFT Control Cutout	\$ 262
	<input type="checkbox"/>	T35R02A	w/Top Drop RIGHT Control Cutout	\$ 262
	Material		With Rim	
Clear	<input type="checkbox"/>	T15210X	No Hardware	\$ 262
	<input type="checkbox"/>	T15L10X	No Hardware w/ LEFT Control Cutout	\$ 263
	<input type="checkbox"/>	T15R10X	No Hardware w/ RIGHT Control Cutout	\$ 263
	<input type="checkbox"/>	T15212A	w/Top Drop No Control Cutout	\$ 406
	<input type="checkbox"/>	T15L12A	w/Top Drop LEFT Control Cutout	\$ 406
	<input type="checkbox"/>	T15R12A	w/Top Drop RIGHT Control Cutout	\$ 406
Grey	<input type="checkbox"/>	T25210X	No Hardware	\$ 149
	<input type="checkbox"/>	T25L10X	No Hardware w/ LEFT Control Cutout	\$ 149
	<input type="checkbox"/>	T25R10X	No Hardware w/ RIGHT Control Cutout	\$ 149
	<input type="checkbox"/>	T25212A	w/Top Drop No Control Cutout	\$ 300
	<input type="checkbox"/>	T25L12A	w/Top Drop LEFT Control Cutout	\$ 300
	<input type="checkbox"/>	T25R12A	w/Top Drop RIGHT Control Cutout	\$ 300
Black	<input type="checkbox"/>	T35210X	No Hardware	\$ 160
	<input type="checkbox"/>	T35L10X	No Hardware w/ LEFT Control Cutout	\$ 160
	<input type="checkbox"/>	T35R10X	No Hardware w/ RIGHT Control Cutout	\$ 160
	<input type="checkbox"/>	T35212A	w/Top Drop No Control Cutout	\$ 312
	<input type="checkbox"/>	T35L12A	w/Top Drop LEFT Control Cutout	\$ 312
	<input type="checkbox"/>	T35R12A	w/Top Drop RIGHT Control Cutout	\$ 312

Chair width 15"
Size 20W x 18D
Body Cutout 9W x 6D

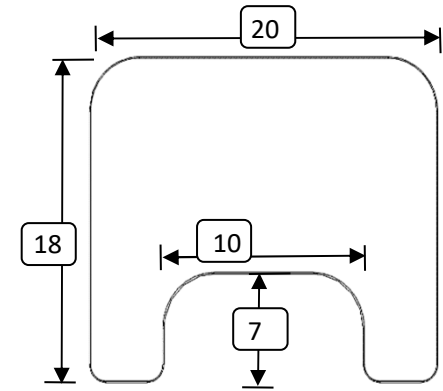
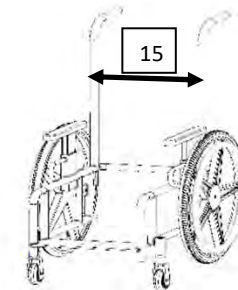
U Slide



Material	No Rim		
Clear	<input type="checkbox"/>	T12100X	No Hardware \$ 173
	<input type="checkbox"/>	T12104A	w/U Slide 1-1/8" \$ 285
	<input type="checkbox"/>	T12105A	w/U Slide 1-1/2" \$ 285
Grey	<input type="checkbox"/>	T22100X	No Hardware \$ 86
	<input type="checkbox"/>	T22104A	w/U Slide 1-1/8" \$ 198
	<input type="checkbox"/>	T22105A	w/U Slide 1-1/2" \$ 198
Black	<input type="checkbox"/>	T32100X	No Hardware \$ 97
	<input type="checkbox"/>	T32104A	w/U Slide 1-1/8" \$ 209
	<input type="checkbox"/>	T32105A	w/U Slide 1-1/2" \$ 209
Material	With Rim		
Clear	<input type="checkbox"/>	T12110X	No Hardware \$ 220
	<input type="checkbox"/>	T12114A	w/U Slide 1-1/8" \$ 333
	<input type="checkbox"/>	T12115A	w/U Slide 1-1/2" \$ 333
Grey	<input type="checkbox"/>	T22110X	No Hardware \$ 134
	<input type="checkbox"/>	T22114A	w/U Slide 1-1/8" \$ 246
	<input type="checkbox"/>	T22115A	w/U Slide 1-1/2" \$ 246
Black	<input type="checkbox"/>	T32110X	No Hardware \$ 146
	<input type="checkbox"/>	T32114A	w/U Slide 1-1/8" \$ 258
	<input type="checkbox"/>	T32115A	w/U Slide 1-1/2" \$ 258

Chair width 15"
Size 20W x 18D
Body Cutout 10W x 7D

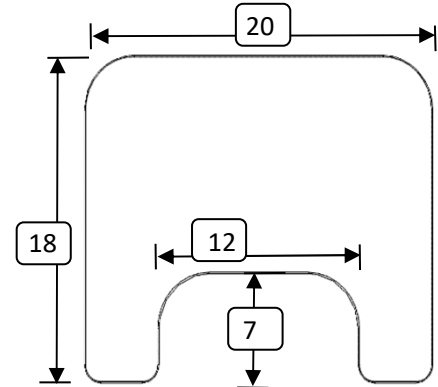
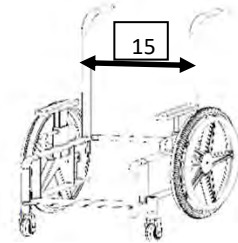

U Slide



Material	No Rim		
Clear	<input type="checkbox"/>	T12200X	No Hardware \$ 173
	<input type="checkbox"/>	T12204A	w/U Slide 1-1/8" \$ 285
	<input type="checkbox"/>	T12205A	w/U Slide 1-1/2" \$ 285
Grey	<input type="checkbox"/>	T22200X	No Hardware \$ 86
	<input type="checkbox"/>	T22204A	w/U Slide 1-1/8" \$ 198
	<input type="checkbox"/>	T22205A	w/U Slide 1-1/2" \$ 198
Black	<input type="checkbox"/>	T32200X	No Hardware \$ 97
	<input type="checkbox"/>	T32204A	w/U Slide 1-1/8" \$ 209
	<input type="checkbox"/>	T32205A	w/U Slide 1-1/2" \$ 209
Material	With Rim		
Clear	<input type="checkbox"/>	T12210X	No Hardware \$ 220
	<input type="checkbox"/>	T12214A	w/U Slide 1-1/8" \$ 333
	<input type="checkbox"/>	T12215A	w/U Slide 1-1/2" \$ 333
Grey	<input type="checkbox"/>	T22210X	No Hardware \$ 134
	<input type="checkbox"/>	T22214A	w/U Slide 1-1/8" \$ 246
	<input type="checkbox"/>	T22215A	w/U Slide 1-1/2" \$ 246
Black	<input type="checkbox"/>	T32210X	No Hardware \$ 146
	<input type="checkbox"/>	T32214A	w/U Slide 1-1/8" \$ 258
	<input type="checkbox"/>	T32215A	w/U Slide 1-1/2" \$ 258

Chair width 15"
Size 20W x 18D
Body Cutout 12W x 7D

U Slide

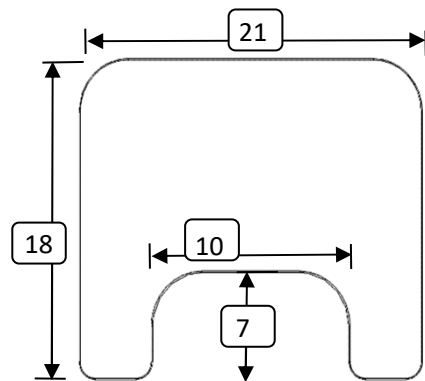
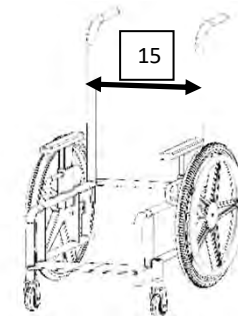
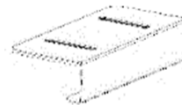
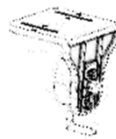


Material		No Rim	
Clear	<input type="checkbox"/>	T12300X No Hardware	\$ 173
	<input type="checkbox"/>	T12304A w/U Slide 1-1/8"	\$ 285
	<input type="checkbox"/>	T12305A w/U Slide 1-1/2"	\$ 285
Grey	<input type="checkbox"/>	T22300X No Hardware	\$ 86
	<input type="checkbox"/>	T22304A w/U Slide 1-1/8"	\$ 198
	<input type="checkbox"/>	T22305A w/U Slide 1-1/2"	\$ 198
Black	<input type="checkbox"/>	T32300X No Hardware	\$ 97
	<input type="checkbox"/>	T32304A w/U Slide 1-1/8"	\$ 209
	<input type="checkbox"/>	T32305A w/U Slide 1-1/2"	\$ 209
Material		With Rim	
Clear	<input type="checkbox"/>	T12310X No Hardware	\$ 220
	<input type="checkbox"/>	T12314A w/U Slide 1-1/8"	\$ 333
	<input type="checkbox"/>	T12315A w/U Slide 1-1/2"	\$ 333
Grey	<input type="checkbox"/>	T22310X No Hardware	\$ 134
	<input type="checkbox"/>	T22314A w/U Slide 1-1/8"	\$ 246
	<input type="checkbox"/>	T22315A w/U Slide 1-1/2"	\$ 246
Black	<input type="checkbox"/>	T32310X No Hardware	\$ 146
	<input type="checkbox"/>	T32314A w/U Slide 1-1/8"	\$ 258
	<input type="checkbox"/>	T32315A w/U Slide 1-1/2"	\$ 258

Chair width 15"
Size 21W x 18D
Body Cutout 10W x 7D

EZ Lock

U Slide

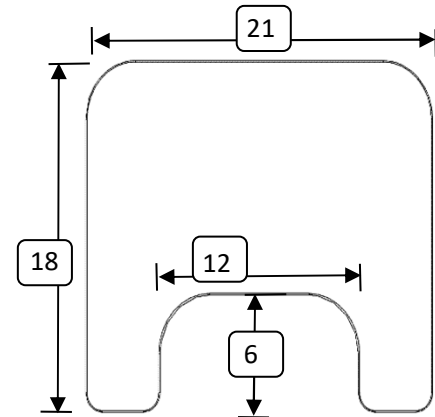
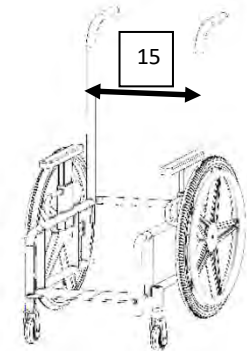
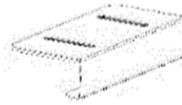


Material		No Rim	
Clear	<input type="checkbox"/>	T13100X No Hardware	\$ 180
	<input type="checkbox"/>	T13101A w/EZ Lock	\$ 302
	<input type="checkbox"/>	T13104A w/U Slide 1-1/8"	\$ 285
	<input type="checkbox"/>	T13105A w/U Slide 1-1/2"	\$ 285
Grey	<input type="checkbox"/>	T23100X No Hardware	\$ 86
	<input type="checkbox"/>	T23101A w/EZ Lock	\$ 215
	<input type="checkbox"/>	T23104A w/U Slide 1-1/8"	\$ 198
	<input type="checkbox"/>	T23105A w/U Slide 1-1/2"	\$ 198
Black	<input type="checkbox"/>	T33100X No Hardware	\$ 97
	<input type="checkbox"/>	T33101A w/EZ Lock	\$ 227
	<input type="checkbox"/>	T33104A w/U Slide 1-1/8"	\$ 209
	<input type="checkbox"/>	T33105A w/U Slide 1-1/2"	\$ 209
Material		With Rim	
Clear	<input type="checkbox"/>	T13110X No Hardware	\$ 229
	<input type="checkbox"/>	T13111A w/EZ Lock	\$ 350
	<input type="checkbox"/>	T13114A w/U Slide 1-1/8"	\$ 333
	<input type="checkbox"/>	T13115A w/U Slide 1-1/2"	\$ 333
Grey	<input type="checkbox"/>	T23110X No Hardware	\$ 134
	<input type="checkbox"/>	T23111A w/EZ Lock	\$ 264
	<input type="checkbox"/>	T23114A w/U Slide 1-1/8"	\$ 246
	<input type="checkbox"/>	T23115A w/U Slide 1-1/2"	\$ 246
Black	<input type="checkbox"/>	T33110X No Hardware	\$ 146
	<input type="checkbox"/>	T33111A w/EZ Lock	\$ 275
	<input type="checkbox"/>	T33114A w/U Slide 1-1/8"	\$ 258
	<input type="checkbox"/>	T33115A w/U Slide 1-1/2"	\$ 258

Chair width 15"
Size 21W x 18D
Body Cutout 12W x 6D

EZ Lock

U Slide



Material		No Rim		
Clear	<input type="checkbox"/>	T13200X	No Hardware	\$ 180
	<input type="checkbox"/>	T13201A	w/EZ Lock	\$ 302
	<input type="checkbox"/>	T13204A	w/U Slide 1-1/8"	\$ 285
	<input type="checkbox"/>	T13205A	w/U Slide 1-1/2"	\$ 285
Grey	<input type="checkbox"/>	T23200X	No Hardware	\$ 86
	<input type="checkbox"/>	T23201A	w/EZ Lock	\$ 215
	<input type="checkbox"/>	T23204A	w/U Slide 1-1/8"	\$ 198
	<input type="checkbox"/>	T23205A	w/U Slide 1-1/2"	\$ 198
Black	<input type="checkbox"/>	T33200X	No Hardware	\$ 97
	<input type="checkbox"/>	T33201A	w/EZ Lock	\$ 227
	<input type="checkbox"/>	T33204A	w/U Slide 1-1/8"	\$ 209
	<input type="checkbox"/>	T33205A	w/U Slide 1-1/2"	\$ 209
Material		With Rim		
Clear	<input type="checkbox"/>	T13210X	No Hardware	\$ 229
	<input type="checkbox"/>	T13211A	w/EZ Lock	\$ 350
	<input type="checkbox"/>	T13214A	w/U Slide 1-1/8"	\$ 333
	<input type="checkbox"/>	T13215A	w/U Slide 1-1/2"	\$ 333
Grey	<input type="checkbox"/>	T23210X	No Hardware	\$ 134
	<input type="checkbox"/>	T23211A	w/EZ Lock	\$ 264
	<input type="checkbox"/>	T23214A	w/U Slide 1-1/8"	\$ 246
	<input type="checkbox"/>	T23215A	w/U Slide 1-1/2"	\$ 246
Black	<input type="checkbox"/>	T33210X	No Hardware	\$ 146
	<input type="checkbox"/>	T33211A	w/EZ Lock	\$ 275
	<input type="checkbox"/>	T33214A	w/U Slide 1-1/8"	\$ 258
	<input type="checkbox"/>	T33215A	w/U Slide 1-1/2"	\$ 258

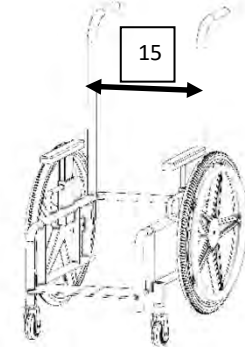
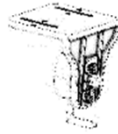
Chair width 15"

Size 21W x 18D

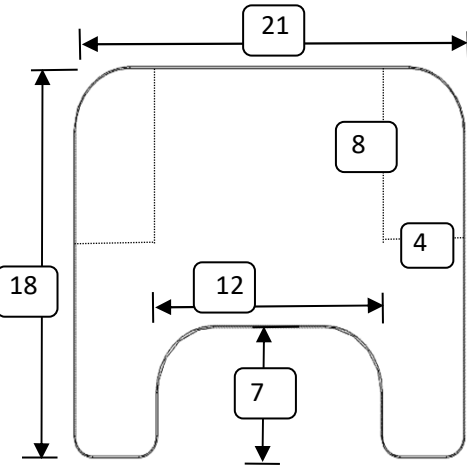
Body Cutout 12W x 7D

EZ Lock

U Slide



Control cutout optional



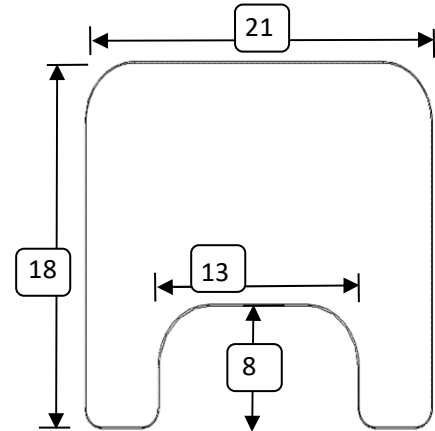
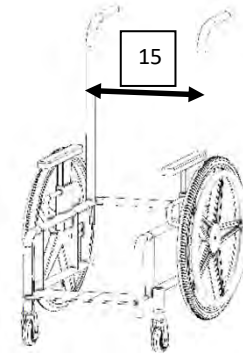

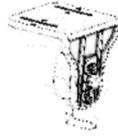
Note: This size tray with Control Cutout must be ordered without hardware to be compatible with 15" wide chairs. Select Hardware separately below. Must install yourself. Not all hardware is compatible.

Material	No Rim		
Clear	<input type="checkbox"/>	T13300X No Hardware	\$ 180
	<input type="checkbox"/>	T13E00X No Hardware w/ Control Cutout	\$ 180
	<input type="checkbox"/>	T13301A w/EZ Lock No Control Cutout	\$ 302
	<input type="checkbox"/>	T13304A w/U Slide 1-1/8" No Control Cutout	\$ 285
	<input type="checkbox"/>	T13305A w/U Slide 1-1/2" No Control Cutout	\$ 285
Grey	<input type="checkbox"/>	T23300X No Hardware	\$ 86
	<input type="checkbox"/>	T23L00X No Hardware w/ LEFT Control Cutout	\$ 86
	<input type="checkbox"/>	T23R00X No Hardware w/ RIGHT Control Cutout	\$ 86
	<input type="checkbox"/>	T23301A w/EZ Lock No Control Cutout	\$ 215
	<input type="checkbox"/>	T23304A w/U Slide 1-1/8" No Control Cutout	\$ 198
	<input type="checkbox"/>	T23305A w/U Slide 1-1/2" No Control Cutout	\$ 198
Black	<input type="checkbox"/>	T33300X No Hardware	\$ 97
	<input type="checkbox"/>	T33L00X No Hardware w/ LEFT Control Cutout	\$ 97
	<input type="checkbox"/>	T33R00X No Hardware w/ RIGHT Control Cutout	\$ 97
	<input type="checkbox"/>	T33301A w/EZ Lock No Control Cutout	\$ 227
	<input type="checkbox"/>	T33304A w/U Slide 1-1/8" No Control Cutout	\$ 209
	<input type="checkbox"/>	T33305A w/U Slide 1-1/2" No Control Cutout	\$ 209
Material	With Rim		
Clear	<input type="checkbox"/>	T13310X No Hardware	\$ 229
	<input type="checkbox"/>	T13L10X No Hardware w/ LEFT Control Cutout	\$ 229
	<input type="checkbox"/>	T13R10X No Hardware w/ RIGHT Control Cutout	\$ 229
	<input type="checkbox"/>	T13311A w/EZ Lock No Control Cutout	\$ 350
	<input type="checkbox"/>	T13314A w/U Slide 1-1/8" No Control Cutout	\$ 333
	<input type="checkbox"/>	T13315A w/U Slide 1-1/2" No Control Cutout	\$ 333
Grey	<input type="checkbox"/>	T23310X No Hardware	\$ 134
	<input type="checkbox"/>	T23L10X No Hardware w/ LEFT Control Cutout	\$ 134
	<input type="checkbox"/>	T23R10X No Hardware w/ RIGHT Control Cutout	\$ 134
	<input type="checkbox"/>	T23311A w/EZ Lock No Control Cutout	\$ 264
	<input type="checkbox"/>	T23314A w/U Slide 1-1/8" No Control Cutout	\$ 246
	<input type="checkbox"/>	T23315A w/U Slide 1-1/2" No Control Cutout	\$ 246
Black	<input type="checkbox"/>	T33310X No Hardware	\$ 146
	<input type="checkbox"/>	T33L10X No Hardware w/ LEFT Control Cutout	\$ 146
	<input type="checkbox"/>	T33R10X No Hardware w/ RIGHT Control Cutout	\$ 146
	<input type="checkbox"/>	T33311A w/EZ Lock No Control Cutout	\$ 275
	<input type="checkbox"/>	T33314A w/U Slide 1-1/8" No Control Cutout	\$ 258
	<input type="checkbox"/>	T33315A w/U Slide 1-1/2" No Control Cutout	\$ 258

Chair width 15"
Size 21W x 18D
Body Cutout 13W x 8D

EZ Lock

U Slide

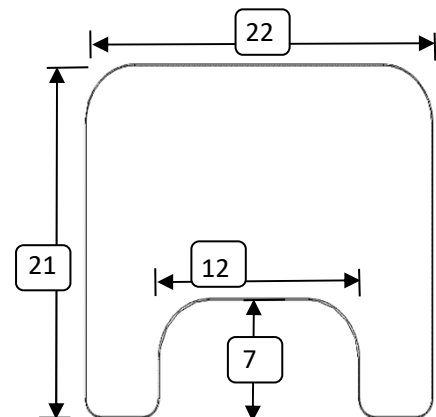
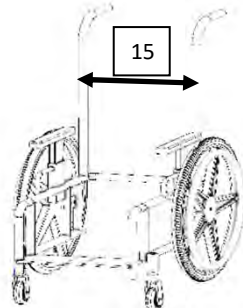


Material	No Rim		
Clear	<input type="checkbox"/>	T13400X No Hardware	\$ 180
	<input type="checkbox"/>	T13401A w/EZ Lock	\$ 302
	<input type="checkbox"/>	T13404A w/U Slide 1-1/8"	\$ 285
	<input type="checkbox"/>	T13405A w/U Slide 1-1/2"	\$ 285
Grey	<input type="checkbox"/>	T23400X No Hardware	\$ 86
	<input type="checkbox"/>	T23401A w/EZ Lock	\$ 215
	<input type="checkbox"/>	T23404A w/U Slide 1-1/8"	\$ 198
	<input type="checkbox"/>	T23405A w/U Slide 1-1/2"	\$ 198
Black	<input type="checkbox"/>	T33400X No Hardware	\$ 97
	<input type="checkbox"/>	T33401A w/EZ Lock	\$ 227
	<input type="checkbox"/>	T33404A w/U Slide 1-1/8"	\$ 209
	<input type="checkbox"/>	T33405A w/U Slide 1-1/2"	\$ 209

Material	With Rim		
Clear	<input type="checkbox"/>	T13410X No Hardware	\$ 229
	<input type="checkbox"/>	T13411A w/EZ Lock	\$ 350
	<input type="checkbox"/>	T13414A w/U Slide 1-1/8"	\$ 333
	<input type="checkbox"/>	T13415A w/U Slide 1-1/2"	\$ 333
Grey	<input type="checkbox"/>	T23410X No Hardware	\$ 134
	<input type="checkbox"/>	T23411A w/EZ Lock	\$ 264
	<input type="checkbox"/>	T23414A w/U Slide 1-1/8"	\$ 246
	<input type="checkbox"/>	T23415A w/U Slide 1-1/2"	\$ 246
Black	<input type="checkbox"/>	T33410X No Hardware	\$ 146
	<input type="checkbox"/>	T33411A w/EZ Lock	\$ 275
	<input type="checkbox"/>	T33414A w/U Slide 1-1/8"	\$ 258
	<input type="checkbox"/>	T33415A w/U Slide 1-1/2"	\$ 258

Chair width 15"
Size 22W x 21D
Body Cutout 12W x 7D

EZ Lock



Material	No Rim		
Clear	<input type="checkbox"/>	T14100X No Hardware	\$ 207
	<input type="checkbox"/>	T14101A w/EZ Lock	\$ 338
Grey	<input type="checkbox"/>	T24100X No Hardware	\$ 100
	<input type="checkbox"/>	T24101A w/EZ Lock	\$ 230
Black	<input type="checkbox"/>	T34100X No Hardware	\$ 111
	<input type="checkbox"/>	T34101A w/EZ Lock	\$ 241

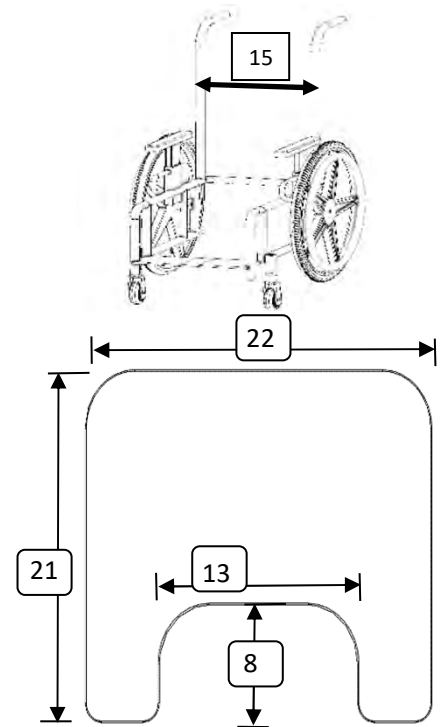
Material	With Rim		
Clear	<input type="checkbox"/>	T14110X No Hardware	\$ 256
	<input type="checkbox"/>	T14111A w/EZ Lock	\$ 384
Grey	<input type="checkbox"/>	T24110X No Hardware	\$ 149
	<input type="checkbox"/>	T24111A w/EZ Lock	\$ 278
Black	<input type="checkbox"/>	T34110X No Hardware	\$ 160
	<input type="checkbox"/>	T34111A w/EZ Lock	\$ 290

Chair width 15"

Size 22W x 21D

Body Cutout 13W x 8D

EZ Lock



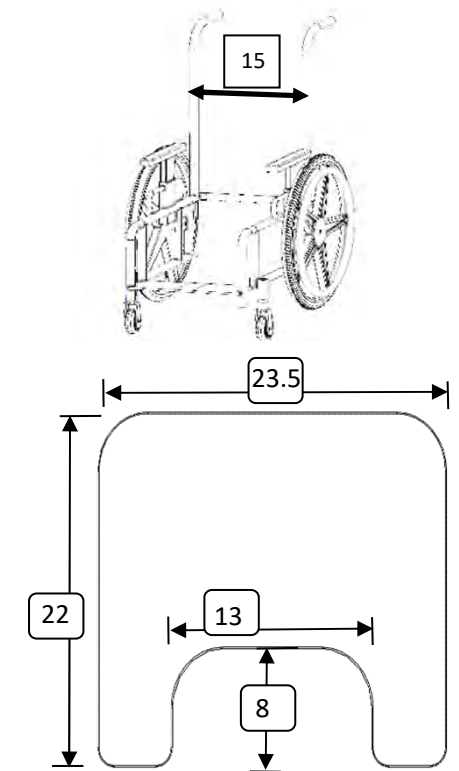
Material		No Rim	
Clear	<input type="checkbox"/>	T14200X	No Hardware \$ 207
	<input type="checkbox"/>	T14201A	w/EZ Lock \$ 338
Grey	<input type="checkbox"/>	T24200X	No Hardware \$ 100
	<input type="checkbox"/>	T24201A	w/EZ Lock \$ 230
Black	<input type="checkbox"/>	T34200X	No Hardware \$ 111
	<input type="checkbox"/>	T34201A	w/EZ Lock \$ 241
Material		With Rim	
Clear	<input type="checkbox"/>	T14210X	No Hardware \$ 256
	<input type="checkbox"/>	T14211A	w/EZ Lock \$ 384
Grey	<input type="checkbox"/>	T24210X	No Hardware \$ 149
	<input type="checkbox"/>	T24211A	w/EZ Lock \$ 278
Black	<input type="checkbox"/>	T34210X	No Hardware \$ 160
	<input type="checkbox"/>	T34211A	w/EZ Lock \$ 290

Chair width 15"

Size 23.5W x 22D

Body Cutout 13W x 8D

Top Drop

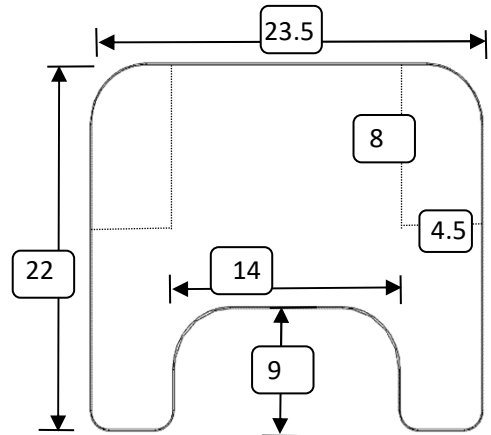
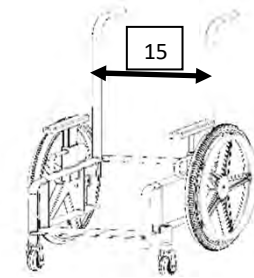


Material		No Rim	
Clear	<input type="checkbox"/>	T15100X	No Hardware \$ 214
	<input type="checkbox"/>	T15102A	w/Top Drop \$ 358
Grey	<input type="checkbox"/>	T25100X	No Hardware \$ 100
	<input type="checkbox"/>	T25102A	w/Top Drop \$ 250
Black	<input type="checkbox"/>	T35100X	No Hardware \$ 111
	<input type="checkbox"/>	T35102A	w/Top Drop \$ 262
Material		With Rim	
Clear	<input type="checkbox"/>	T15110X	No Hardware \$ 262
	<input type="checkbox"/>	T15112A	w/Top Drop \$ 406
Grey	<input type="checkbox"/>	T25110X	No Hardware \$ 149
	<input type="checkbox"/>	T25112A	w/Top Drop \$ 300
Black	<input type="checkbox"/>	T35110X	No Hardware \$ 160
	<input type="checkbox"/>	T35112A	w/Top Drop \$ 312

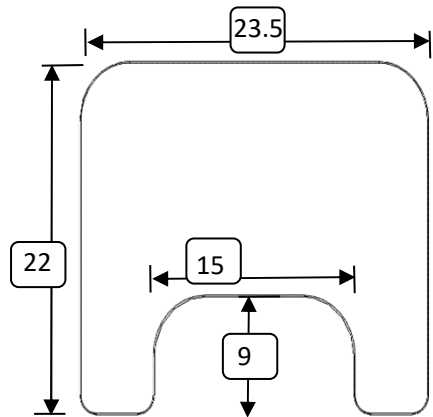
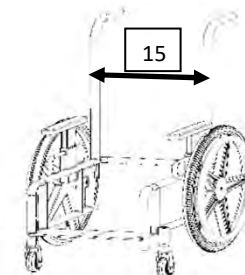
Chair width 15"

Size 23.5W x 22D

Body Cutout 14W x 9D



Note: Control Cutout trays that are ordered without hardware, will require selection of Hardware separately below. Must install yourself. Not all hardware is compatible.



Material	No Rim		
Clear	<input type="checkbox"/>	T15200X No Hardware	\$ 214
	<input type="checkbox"/>	T15E00X No Hardware w/ Control Cutout	\$ 214
	<input type="checkbox"/>	T15202A w/Top Drop No Control Cutout	\$ 358
	<input type="checkbox"/>	T15L02A w/Top Drop LEFT Control Cutout	\$ 358
	<input type="checkbox"/>	T15R02A w/Top Drop RIGHT Control Cutout	\$ 358
Grey	<input type="checkbox"/>	T25200X No Hardware	\$ 100
	<input type="checkbox"/>	T25L00X No Hardware w/ LEFT Control Cutout	\$ 100
	<input type="checkbox"/>	T25R00X No Hardware w/ RIGHT Control Cutout	\$ 100
	<input type="checkbox"/>	T25202A w/Top Drop No Control Cutout	\$ 250
	<input type="checkbox"/>	T25L02A w/Top Drop LEFT Control Cutout	\$ 250
<input type="checkbox"/>	T25R02A w/Top Drop RIGHT Control Cutout	\$ 250	
Black	<input type="checkbox"/>	T35200X No Hardware	\$ 111
	<input type="checkbox"/>	T35L00X No Hardware w/ LEFT Control Cutout	\$ 111
	<input type="checkbox"/>	T35R00X No Hardware w/ RIGHT Control Cutout	\$ 111
	<input type="checkbox"/>	T35202A w/Top Drop No Control Cutout	\$ 262
	<input type="checkbox"/>	T35L02A w/Top Drop LEFT Control Cutout	\$ 262
<input type="checkbox"/>	T35R02A w/Top Drop RIGHT Control Cutout	\$ 262	
Material	With Rim		
Clear	<input type="checkbox"/>	T15210X No Hardware	\$ 262
	<input type="checkbox"/>	T15L10X No Hardware w/ LEFT Control Cutout	\$ 263
	<input type="checkbox"/>	T15R10X No Hardware w/ RIGHT Control Cutout	\$ 263
	<input type="checkbox"/>	T15212A w/Top Drop No Control Cutout	\$ 406
	<input type="checkbox"/>	T15L12A w/Top Drop LEFT Control Cutout	\$ 406
<input type="checkbox"/>	T15R12A w/Top Drop RIGHT Control Cutout	\$ 406	
Grey	<input type="checkbox"/>	T25210X No Hardware	\$ 149
	<input type="checkbox"/>	T25L10X No Hardware w/ LEFT Control Cutout	\$ 149
	<input type="checkbox"/>	T25R10X No Hardware w/ RIGHT Control Cutout	\$ 149
	<input type="checkbox"/>	T25212A w/Top Drop No Control Cutout	\$ 300
	<input type="checkbox"/>	T25L12A w/Top Drop LEFT Control Cutout	\$ 300
<input type="checkbox"/>	T25R12A w/Top Drop RIGHT Control Cutout	\$ 300	
Black	<input type="checkbox"/>	T35210X No Hardware	\$ 160
	<input type="checkbox"/>	T35L10X No Hardware w/ LEFT Control Cutout	\$ 160
	<input type="checkbox"/>	T35R10X No Hardware w/ RIGHT Control Cutout	\$ 160
	<input type="checkbox"/>	T35212A w/Top Drop No Control Cutout	\$ 312
	<input type="checkbox"/>	T35L12A w/Top Drop LEFT Control Cutout	\$ 312
<input type="checkbox"/>	T35R12A w/Top Drop RIGHT Control Cutout	\$ 312	

Chair width 15"

Size 23.5W x 22D

Body Cutout 15W x 9D

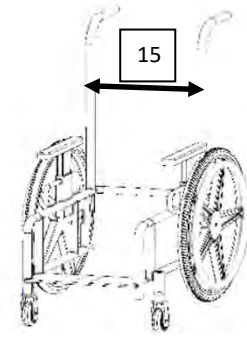


Material	No Rim		
Clear	<input type="checkbox"/>	T15300X No Hardware	\$ 214
	<input type="checkbox"/>	T15302A w/Top Drop	\$ 358
Grey	<input type="checkbox"/>	T25300X No Hardware	\$ 100
	<input type="checkbox"/>	T25302A w/Top Drop	\$ 250
Black	<input type="checkbox"/>	T35300X No Hardware	\$ 111
	<input type="checkbox"/>	T35302A w/Top Drop	\$ 262
Material	With Rim		
Clear	<input type="checkbox"/>	T15310X No Hardware	\$ 262
	<input type="checkbox"/>	T15312A w/Top Drop	\$ 406
Grey	<input type="checkbox"/>	T25310X No Hardware	\$ 149
	<input type="checkbox"/>	T25312A w/Top Drop	\$ 300
Black	<input type="checkbox"/>	T35310X No Hardware	\$ 160
	<input type="checkbox"/>	T35312A w/Top Drop	\$ 312

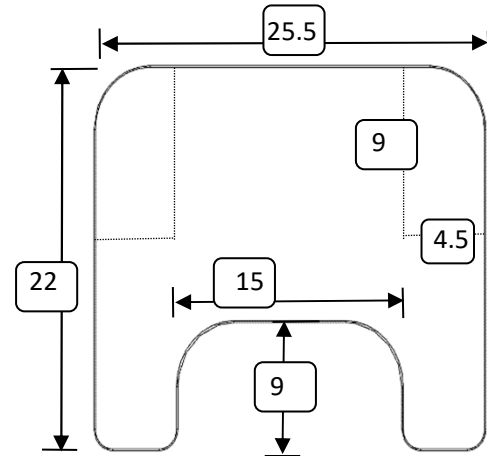
Chair width 15"

Size 25.5W x 22D

Body Cutout 15W x 9D



Material	No Rim		
Clear	<input type="checkbox"/>	T16100X No Hardware	\$ 244
	<input type="checkbox"/>	T16E00X No Hardware w/ Control Cutout	\$ 244
	<input type="checkbox"/>	T16102A w/Top Drop No Control Cutout	\$ 388
	<input type="checkbox"/>	T16L02A w/Top Drop LEFT Control Cutout	\$ 388
	<input type="checkbox"/>	T16R02A w/Top Drop RIGHT Control Cutout	\$ 388
Grey	<input type="checkbox"/>	T26100X No Hardware	\$ 124
	<input type="checkbox"/>	T26L00X No Hardware w/ LEFT Control Cutout	\$ 124
	<input type="checkbox"/>	T26R00X No Hardware w/ RIGHT Control Cutout	\$ 124
	<input type="checkbox"/>	T26102A w/Top Drop No Control Cutout	\$ 275
	<input type="checkbox"/>	T26L02A w/Top Drop LEFT Control Cutout	\$ 275
	<input type="checkbox"/>	T26R02A w/Top Drop RIGHT Control Cutout	\$ 275
Black	<input type="checkbox"/>	T36100X No Hardware	\$ 135
	<input type="checkbox"/>	T36L00X No Hardware w/ LEFT Control Cutout	\$ 135
	<input type="checkbox"/>	T36R00X No Hardware w/ RIGHT Control Cutout	\$ 135
	<input type="checkbox"/>	T36102A w/Top Drop No Control Cutout	\$ 287
	<input type="checkbox"/>	T36L02A w/Top Drop LEFT Control Cutout	\$ 287
	<input type="checkbox"/>	T36R02A w/Top Drop RIGHT Control Cutout	\$ 287



Material	With Rim		
Clear	<input type="checkbox"/>	T16110X No Hardware	\$ 293
	<input type="checkbox"/>	T16L10X No Hardware w/ LEFT Control Cutout	\$ 293
	<input type="checkbox"/>	T16R10X No Hardware w/ RIGHT Control Cutout	\$ 293
	<input type="checkbox"/>	T16112A w/Top Drop No Control Cutout	\$ 435
	<input type="checkbox"/>	T16L12A w/Top Drop LEFT Control Cutout	\$ 435
	<input type="checkbox"/>	T16R12A w/Top Drop RIGHT Control Cutout	\$ 435
Grey	<input type="checkbox"/>	T26110X No Hardware	\$ 174
	<input type="checkbox"/>	T26L10X No Hardware w/ LEFT Control Cutout	\$ 174
	<input type="checkbox"/>	T26R10X No Hardware w/ RIGHT Control Cutout	\$ 174
	<input type="checkbox"/>	T26112A w/Top Drop No Control Cutout	\$ 325
	<input type="checkbox"/>	T26L12A w/Top Drop LEFT Control Cutout	\$ 325
	<input type="checkbox"/>	T26R12A w/Top Drop RIGHT Control Cutout	\$ 325
Black	<input type="checkbox"/>	T36110X No Hardware	\$ 185
	<input type="checkbox"/>	T36L10X No Hardware w/ LEFT Control Cutout	\$ 185
	<input type="checkbox"/>	T36R10X No Hardware w/ RIGHT Control Cutout	\$ 185
	<input type="checkbox"/>	T36112A w/Top Drop No Control Cutout	\$ 335
	<input type="checkbox"/>	T36L12A w/Top Drop LEFT Control Cutout	\$ 335
	<input type="checkbox"/>	T36R12A w/Top Drop RIGHT Control Cutout	\$ 335

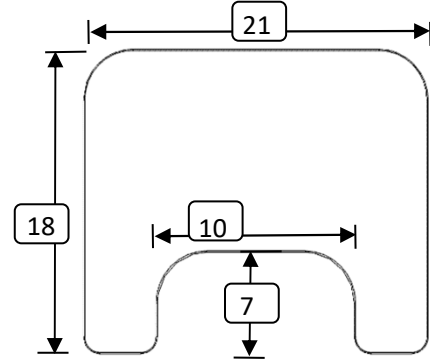
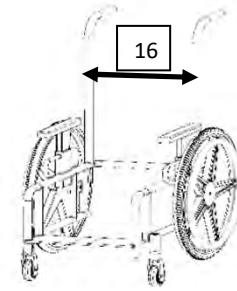
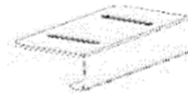
Note: Control Cutout trays that are ordered without hardware, will require selection of Hardware separately below. Must install yourself. Not all hardware is compatible.

Chair width 16"

Size 21W x 18D

Body Cutout 10W x 7D

U Slide



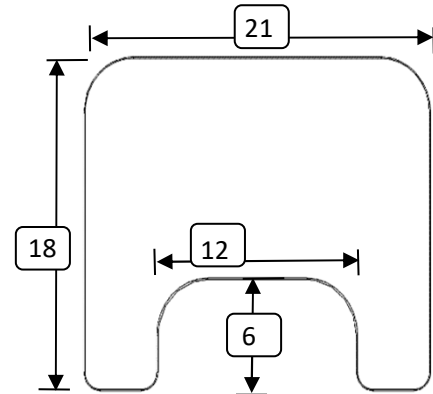
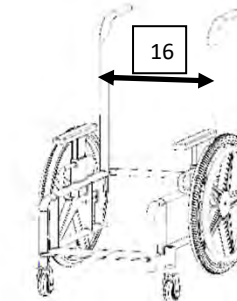
Material	No Rim		
Clear	<input type="checkbox"/>	T13100X	No Hardware \$ 180
	<input type="checkbox"/>	T13104A	w/U Slide 1-1/8" \$ 285
	<input type="checkbox"/>	T13105A	w/U Slide 1-1/2" \$ 285
Grey	<input type="checkbox"/>	T23100X	No Hardware \$ 86
	<input type="checkbox"/>	T23104A	w/U Slide 1-1/8" \$ 198
	<input type="checkbox"/>	T23105A	w/U Slide 1-1/2" \$ 198
Black	<input type="checkbox"/>	T33100X	No Hardware \$ 97
	<input type="checkbox"/>	T33104A	w/U Slide 1-1/8" \$ 209
	<input type="checkbox"/>	T33105A	w/U Slide 1-1/2" \$ 209
Material	With Rim		
Clear	<input type="checkbox"/>	T13110X	No Hardware \$ 229
	<input type="checkbox"/>	T13114A	w/U Slide 1-1/8" \$ 333
	<input type="checkbox"/>	T13115A	w/U Slide 1-1/2" \$ 333
Grey	<input type="checkbox"/>	T23110X	No Hardware \$ 134
	<input type="checkbox"/>	T23114A	w/U Slide 1-1/8" \$ 246
	<input type="checkbox"/>	T23115A	w/U Slide 1-1/2" \$ 246
Black	<input type="checkbox"/>	T33110X	No Hardware \$ 146
	<input type="checkbox"/>	T33114A	w/U Slide 1-1/8" \$ 258
	<input type="checkbox"/>	T33115A	w/U Slide 1-1/2" \$ 258

Chair width 16"

Size 21W x 18D

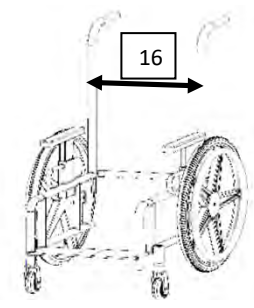
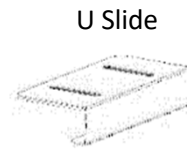
Body Cutout 12W x 6D

U Slide

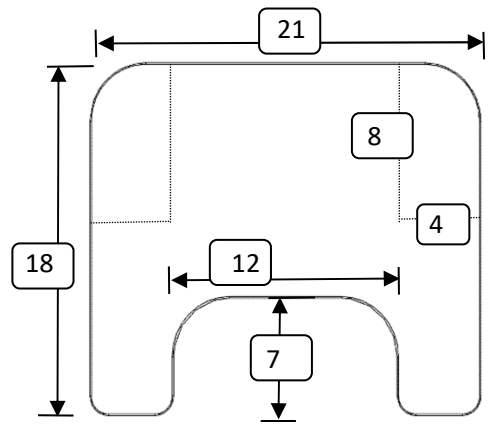


Material	No Rim		
Clear	<input type="checkbox"/>	T13200X	No Hardware \$ 180
	<input type="checkbox"/>	T13204A	w/U Slide 1-1/8" \$ 285
	<input type="checkbox"/>	T13205A	w/U Slide 1-1/2" \$ 285
Grey	<input type="checkbox"/>	T23200X	No Hardware \$ 86
	<input type="checkbox"/>	T23204A	w/U Slide 1-1/8" \$ 198
	<input type="checkbox"/>	T23205A	w/U Slide 1-1/2" \$ 198
Black	<input type="checkbox"/>	T33200X	No Hardware \$ 97
	<input type="checkbox"/>	T33204A	w/U Slide 1-1/8" \$ 209
	<input type="checkbox"/>	T33205A	w/U Slide 1-1/2" \$ 209
Material	With Rim		
Clear	<input type="checkbox"/>	T13210X	No Hardware \$ 229
	<input type="checkbox"/>	T13214A	w/U Slide 1-1/8" \$ 333
	<input type="checkbox"/>	T13215A	w/U Slide 1-1/2" \$ 333
Grey	<input type="checkbox"/>	T23210X	No Hardware \$ 134
	<input type="checkbox"/>	T23214A	w/U Slide 1-1/8" \$ 246
	<input type="checkbox"/>	T23215A	w/U Slide 1-1/2" \$ 246
Black	<input type="checkbox"/>	T33210X	No Hardware \$ 146
	<input type="checkbox"/>	T33214A	w/U Slide 1-1/8" \$ 258
	<input type="checkbox"/>	T33215A	w/U Slide 1-1/2" \$ 258

Chair width 16"
Size 21W x 18D
Body Cutout 12W x 7D



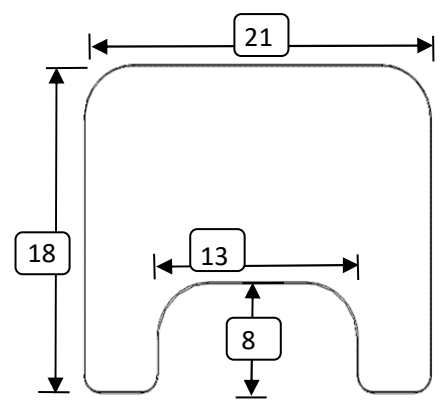
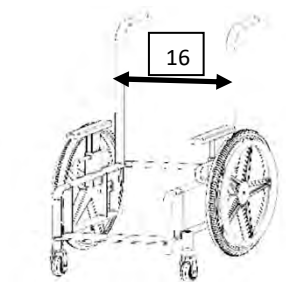
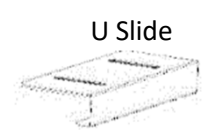
Control cutout optional



Note: This size tray with Control Cutout must be ordered without hardware to be compatible with 16" wide chairs. Select Hardware separately below. Must install yourself. Not all hardware is compatible.

Material	No Rim		
Clear	<input type="checkbox"/>	T13300X No Hardware	\$ 180
	<input type="checkbox"/>	T13E00X No Hardware w/ Control Cutout	\$ 180
	<input type="checkbox"/>	T13304A w/U Slide 1-1/8" No Control Cutout	\$ 285
	<input type="checkbox"/>	T13305A w/U Slide 1-1/2" No Control Cutout	\$ 285
Grey	<input type="checkbox"/>	T23300X No Hardware	\$ 86
	<input type="checkbox"/>	T23L00X No Hardware w/ LEFT Control Cutout	\$ 86
	<input type="checkbox"/>	T23R00X No Hardware w/ RIGHT Control Cutout	\$ 86
	<input type="checkbox"/>	T23304A w/U Slide 1-1/8" No Control Cutout	\$ 198
	<input type="checkbox"/>	T23305A w/U Slide 1-1/2" No Control Cutout	\$ 198
Black	<input type="checkbox"/>	T33300X No Hardware	\$ 97
	<input type="checkbox"/>	T33L00X No Hardware w/ LEFT Control Cutout	\$ 97
	<input type="checkbox"/>	T33R00X No Hardware w/ RIGHT Control Cutout	\$ 97
	<input type="checkbox"/>	T33304A w/U Slide 1-1/8" No Control Cutout	\$ 209
	<input type="checkbox"/>	T33305A w/U Slide 1-1/2" No Control Cutout	\$ 209
Material	With Rim		
Clear	<input type="checkbox"/>	T13310X No Hardware	\$ 229
	<input type="checkbox"/>	T13L10X No Hardware w/ LEFT Control Cutout	\$ 229
	<input type="checkbox"/>	T13R10X No Hardware w/ RIGHT Control Cutout	\$ 229
	<input type="checkbox"/>	T13314A w/U Slide 1-1/8" No Control Cutout	\$ 333
	<input type="checkbox"/>	T13315A w/U Slide 1-1/2" No Control Cutout	\$ 333
Grey	<input type="checkbox"/>	T23310X No Hardware	\$ 134
	<input type="checkbox"/>	T23L10X No Hardware w/ LEFT Control Cutout	\$ 134
	<input type="checkbox"/>	T23R10X No Hardware w/ RIGHT Control Cutout	\$ 134
	<input type="checkbox"/>	T23314A w/U Slide 1-1/8" No Control Cutout	\$ 246
	<input type="checkbox"/>	T23315A w/U Slide 1-1/2" No Control Cutout	\$ 246
Black	<input type="checkbox"/>	T33310X No Hardware	\$ 146
	<input type="checkbox"/>	T33L10X No Hardware w/ LEFT Control Cutout	\$ 146
	<input type="checkbox"/>	T33R10X No Hardware w/ RIGHT Control Cutout	\$ 146
	<input type="checkbox"/>	T33314A w/U Slide 1-1/8" No Control Cutout	\$ 258
	<input type="checkbox"/>	T33315A w/U Slide 1-1/2" No Control Cutout	\$ 258


Chair width 16"
Size 21W x 18D
Body Cutout 13W x 8D



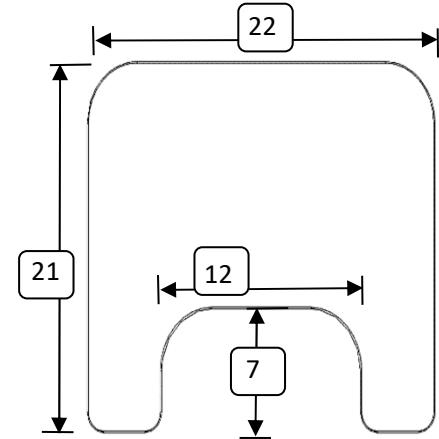
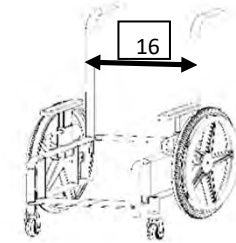

Material	No Rim		
Clear	<input type="checkbox"/>	T13400X No Hardware	\$ 180
	<input type="checkbox"/>	T13404A w/U Slide 1-1/8"	\$ 285
	<input type="checkbox"/>	T13405A w/U Slide 1-1/2"	\$ 285
Grey	<input type="checkbox"/>	T23400X No Hardware	\$ 86
	<input type="checkbox"/>	T23404A w/U Slide 1-1/8"	\$ 198
	<input type="checkbox"/>	T23405A w/U Slide 1-1/2"	\$ 198
Black	<input type="checkbox"/>	T33400X No Hardware	\$ 97
	<input type="checkbox"/>	T33404A w/U Slide 1-1/8"	\$ 209
	<input type="checkbox"/>	T33405A w/U Slide 1-1/2"	\$ 209
Material	With Rim		
Clear	<input type="checkbox"/>	T13410X No Hardware	\$ 229
	<input type="checkbox"/>	T13414A w/U Slide 1-1/8"	\$ 333
	<input type="checkbox"/>	T13415A w/U Slide 1-1/2"	\$ 333
Grey	<input type="checkbox"/>	T23410X No Hardware	\$ 134
	<input type="checkbox"/>	T23414A w/U Slide 1-1/8"	\$ 246
	<input type="checkbox"/>	T23415A w/U Slide 1-1/2"	\$ 246
Black	<input type="checkbox"/>	T33410X No Hardware	\$ 146
	<input type="checkbox"/>	T33414A w/U Slide 1-1/8"	\$ 258
	<input type="checkbox"/>	T33415A w/U Slide 1-1/2"	\$ 258

Chair width 16"
Size 22W x 21D
Body Cutout 12W x 7D

EZ Lock



U Slide



Material	No Rim		
Clear	<input type="checkbox"/>	T14100X No Hardware	\$ 207
	<input type="checkbox"/>	T14101A w/EZ Lock	\$ 338
	<input type="checkbox"/>	T14104A w/U Slide 1-1/8"	\$ 326
	<input type="checkbox"/>	T14105A w/U Slide 1-1/2"	\$ 326
Grey	<input type="checkbox"/>	T24100X No Hardware	\$ 100
	<input type="checkbox"/>	T24101A w/EZ Lock	\$ 230
	<input type="checkbox"/>	T24104A w/U Slide 1-1/8"	\$ 212
	<input type="checkbox"/>	T24105A w/U Slide 1-1/2"	\$ 212
Black	<input type="checkbox"/>	T34100X No Hardware	\$ 111
	<input type="checkbox"/>	T34101A w/EZ Lock	\$ 241
	<input type="checkbox"/>	T34104A w/U Slide 1-1/8"	\$ 223
	<input type="checkbox"/>	T34105A w/U Slide 1-1/2"	\$ 223

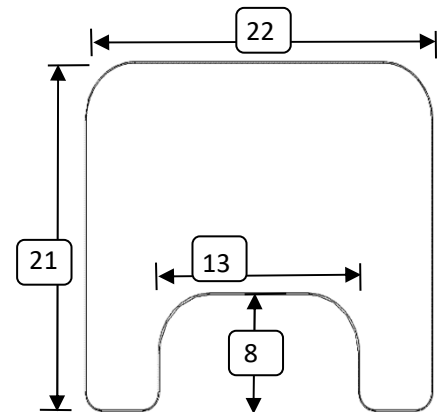
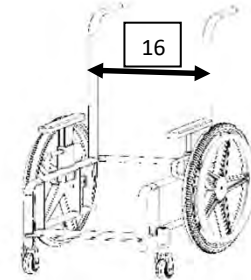

Material	With Rim		
Clear	<input type="checkbox"/>	T14110X No Hardware	\$ 256
	<input type="checkbox"/>	T14111A w/EZ Lock	\$ 384
	<input type="checkbox"/>	T14114A w/U Slide 1-1/8"	\$ 375
	<input type="checkbox"/>	T14115A w/U Slide 1-1/2"	\$ 375
Grey	<input type="checkbox"/>	T24110X No Hardware	\$ 149
	<input type="checkbox"/>	T24111A w/EZ Lock	\$ 278
	<input type="checkbox"/>	T24114A w/U Slide 1-1/8"	\$ 261
	<input type="checkbox"/>	T24115A w/U Slide 1-1/2"	\$ 261
Black	<input type="checkbox"/>	T34110X No Hardware	\$ 160
	<input type="checkbox"/>	T34111A w/EZ Lock	\$ 290
	<input type="checkbox"/>	T34114A w/U Slide 1-1/8"	\$ 272
	<input type="checkbox"/>	T34115A w/U Slide 1-1/2"	\$ 272

Chair width 16"
Size 22W x 21D
Body Cutout 13W x 8D

EZ Lock



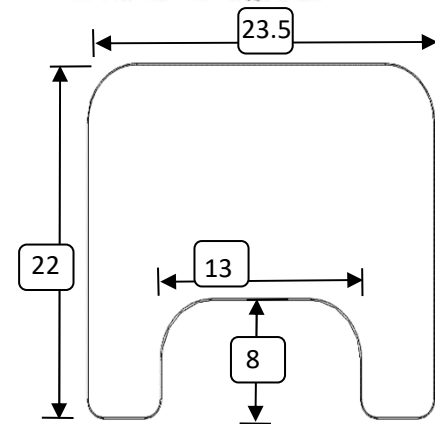
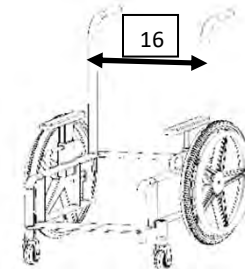
U Slide



Material	No Rim		
Clear	<input type="checkbox"/>	T14200X No Hardware	\$ 207
	<input type="checkbox"/>	T14201A w/EZ Lock	\$ 338
	<input type="checkbox"/>	T14204A w/U Slide 1-1/8"	\$ 326
	<input type="checkbox"/>	T14205A w/U Slide 1-1/2"	\$ 326
Grey	<input type="checkbox"/>	T24200X No Hardware	\$ 100
	<input type="checkbox"/>	T24201A w/EZ Lock	\$ 230
	<input type="checkbox"/>	T24204A w/U Slide 1-1/8"	\$ 212
	<input type="checkbox"/>	T24205A w/U Slide 1-1/2"	\$ 212
Black	<input type="checkbox"/>	T34200X No Hardware	\$ 111
	<input type="checkbox"/>	T34201A w/EZ Lock	\$ 241
	<input type="checkbox"/>	T34204A w/U Slide 1-1/8"	\$ 223
	<input type="checkbox"/>	T34205A w/U Slide 1-1/2"	\$ 223

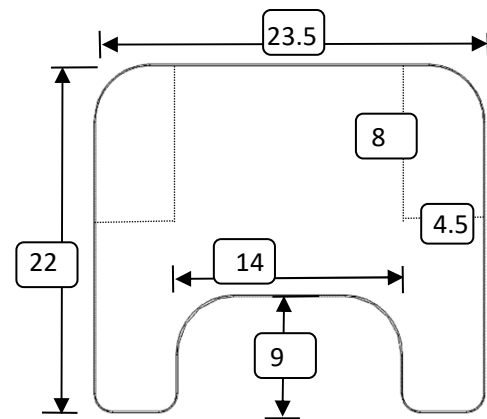
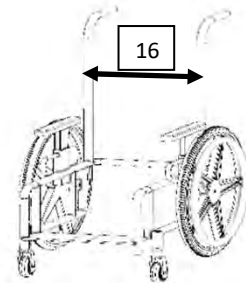
Material	With Rim		
Clear	<input type="checkbox"/>	T14210X No Hardware	\$ 256
	<input type="checkbox"/>	T14211A w/EZ Lock	\$ 384
	<input type="checkbox"/>	T14214A w/U Slide 1-1/8"	\$ 375
	<input type="checkbox"/>	T14215A w/U Slide 1-1/2"	\$ 375
Grey	<input type="checkbox"/>	T24210X No Hardware	\$ 149
	<input type="checkbox"/>	T24211A w/EZ Lock	\$ 278
	<input type="checkbox"/>	T24214A w/U Slide 1-1/8"	\$ 261
	<input type="checkbox"/>	T24215A w/U Slide 1-1/2"	\$ 261
Black	<input type="checkbox"/>	T34210X No Hardware	\$ 160
	<input type="checkbox"/>	T34211A w/EZ Lock	\$ 290
	<input type="checkbox"/>	T34214A w/U Slide 1-1/8"	\$ 272
	<input type="checkbox"/>	T34215A w/U Slide 1-1/2"	\$ 272

Chair width 16"
Size 23.5W x 22D
Body Cutout 13W x 8D



Material		No Rim		
Clear	<input type="checkbox"/>	T15100X	No Hardware	\$ 214
	<input type="checkbox"/>	T15101A	w/EZ Lock	\$ 338
Grey	<input type="checkbox"/>	T25100X	No Hardware	\$ 100
	<input type="checkbox"/>	T25101A	w/EZ Lock	\$ 230
Black	<input type="checkbox"/>	T35100X	No Hardware	\$ 111
	<input type="checkbox"/>	T35101A	w/EZ Lock	\$ 241
Material		With Rim		
Clear	<input type="checkbox"/>	T15110X	No Hardware	\$ 262
	<input type="checkbox"/>	T15111A	w/EZ Lock	\$ 384
Grey	<input type="checkbox"/>	T25110X	No Hardware	\$ 149
	<input type="checkbox"/>	T25111A	w/EZ Lock	\$ 278
Black	<input type="checkbox"/>	T35110X	No Hardware	\$ 160
	<input type="checkbox"/>	T35111A	w/EZ Lock	\$ 290

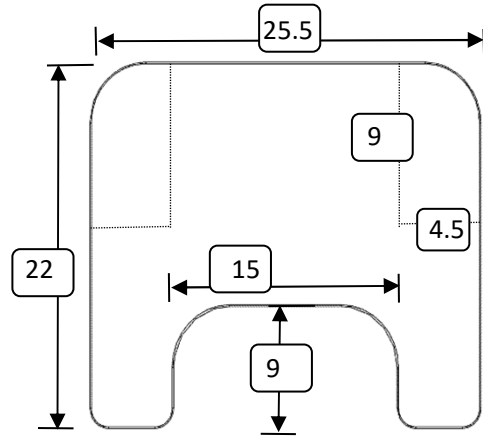
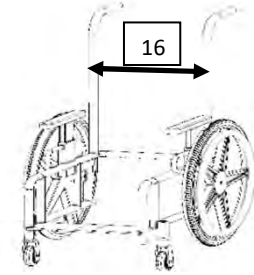
Chair width 16"
Size 23.5W x 22D
Body Cutout 14W x 9D



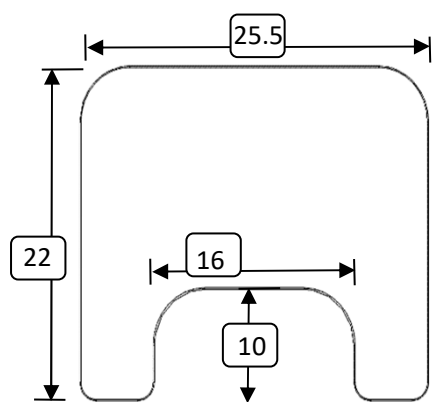
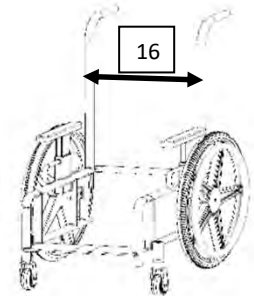
Material		No Rim		
Clear	<input type="checkbox"/>	T15200X	No Hardware	\$ 214
	<input type="checkbox"/>	T15E00X	No Hardware w/ Control Cutout	\$ 214
	<input type="checkbox"/>	T15201A	w/EZ Lock No Control Cutout	\$ 338
Grey	<input type="checkbox"/>	T25200X	No Hardware	\$ 100
	<input type="checkbox"/>	T25L00X	No Hardware w/ LEFT Control Cutout	\$ 100
	<input type="checkbox"/>	T25R00X	No Hardware w/ RIGHT Control Cutout	\$ 100
	<input type="checkbox"/>	T25201A	w/EZ Lock No Control Cutout	\$ 230
	<input type="checkbox"/>	T35200X	No Hardware	\$ 111
Black	<input type="checkbox"/>	T35L00X	No Hardware w/ LEFT Control Cutout	\$ 111
	<input type="checkbox"/>	T35R00X	No Hardware w/ RIGHT Control Cutout	\$ 111
	<input type="checkbox"/>	T35201A	w/EZ Lock No Control Cutout	\$ 241
	<input type="checkbox"/>	T35210X	No Hardware	\$ 160
Clear	<input type="checkbox"/>	T15210X	No Hardware	\$ 262
	<input type="checkbox"/>	T15L10X	No Hardware w/ LEFT Control Cutout	\$ 263
	<input type="checkbox"/>	T15R10X	No Hardware w/ RIGHT Control Cutout	\$ 263
	<input type="checkbox"/>	T15211A	w/EZ Lock No Control Cutout	\$ 384
	<input type="checkbox"/>	T25210X	No Hardware	\$ 149
Grey	<input type="checkbox"/>	T25L10X	No Hardware w/ LEFT Control Cutout	\$ 149
	<input type="checkbox"/>	T25R10X	No Hardware w/ RIGHT Control Cutout	\$ 149
	<input type="checkbox"/>	T25211A	w/EZ Lock No Control Cutout	\$ 278
	<input type="checkbox"/>	T35210X	No Hardware	\$ 160
Black	<input type="checkbox"/>	T35L10X	No Hardware w/ LEFT Control Cutout	\$ 160
	<input type="checkbox"/>	T35R10X	No Hardware w/ RIGHT Control Cutout	\$ 160
	<input type="checkbox"/>	T35211A	w/EZ Lock No Control Cutout	\$ 290
	<input type="checkbox"/>	T35211A	w/EZ Lock No Control Cutout	\$ 290

Note: This size tray with Control Cutout must be ordered without hardware to be compatible with 16" wide chairs. Select Hardware separately below. Must install yourself. Not all hardware is compatible.

Chair width 16"
Size 25.5W x 22D
Body Cutout 15W x 9D



Note: Control Cutout trays that are ordered without hardware, will require selection of Hardware separately below. Must install yourself. Not all hardware is compatible.



Material	No Rim		
Clear	<input type="checkbox"/>	T16100X No Hardware	\$ 244
	<input type="checkbox"/>	T16E00X No Hardware w/ Control Cutout	\$ 244
	<input type="checkbox"/>	T16102A w/Top Drop No Control Cutout	\$ 388
	<input type="checkbox"/>	T16L02A w/Top Drop LEFT Control Cutout	\$ 388
	<input type="checkbox"/>	T16R02A w/Top Drop RIGHT Control Cutout	\$ 388
Grey	<input type="checkbox"/>	T26100X No Hardware	\$ 124
	<input type="checkbox"/>	T26L00X No Hardware w/ LEFT Control Cutout	\$ 124
	<input type="checkbox"/>	T26R00X No Hardware w/ RIGHT Control Cutout	\$ 124
	<input type="checkbox"/>	T26102A w/Top Drop No Control Cutout	\$ 275
	<input type="checkbox"/>	T26L02A w/Top Drop LEFT Control Cutout	\$ 275
	<input type="checkbox"/>	T26R02A w/Top Drop RIGHT Control Cutout	\$ 275
Black	<input type="checkbox"/>	T36100X No Hardware	\$ 135
	<input type="checkbox"/>	T36L00X No Hardware w/ LEFT Control Cutout	\$ 135
	<input type="checkbox"/>	T36R00X No Hardware w/ RIGHT Control Cutout	\$ 135
	<input type="checkbox"/>	T36102A w/Top Drop No Control Cutout	\$ 287
	<input type="checkbox"/>	T36L02A w/Top Drop LEFT Control Cutout	\$ 287
	<input type="checkbox"/>	T36R02A w/Top Drop RIGHT Control Cutout	\$ 287

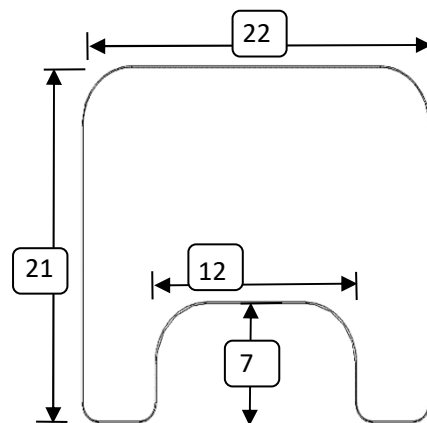
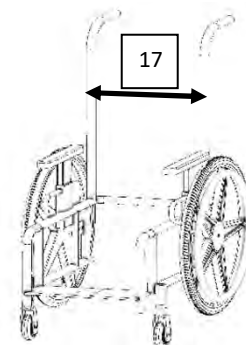
Material	With Rim		
Clear	<input type="checkbox"/>	T16110X No Hardware	\$ 293
	<input type="checkbox"/>	T16L10X No Hardware w/ LEFT Control Cutout	\$ 293
	<input type="checkbox"/>	T16R10X No Hardware w/ RIGHT Control Cutout	\$ 293
	<input type="checkbox"/>	T16112A w/Top Drop No Control Cutout	\$ 435
	<input type="checkbox"/>	T16L12A w/Top Drop LEFT Control Cutout	\$ 435
	<input type="checkbox"/>	T16R12A w/Top Drop RIGHT Control Cutout	\$ 435
Grey	<input type="checkbox"/>	T26110X No Hardware	\$ 174
	<input type="checkbox"/>	T26L10X No Hardware w/ LEFT Control Cutout	\$ 174
	<input type="checkbox"/>	T26R10X No Hardware w/ RIGHT Control Cutout	\$ 174
	<input type="checkbox"/>	T26112A w/Top Drop No Control Cutout	\$ 325
	<input type="checkbox"/>	T26L12A w/Top Drop LEFT Control Cutout	\$ 325
	<input type="checkbox"/>	T26R12A w/Top Drop RIGHT Control Cutout	\$ 325
Black	<input type="checkbox"/>	T36110X No Hardware	\$ 185
	<input type="checkbox"/>	T36L10X No Hardware w/ LEFT Control Cutout	\$ 185
	<input type="checkbox"/>	T36R10X No Hardware w/ RIGHT Control Cutout	\$ 185
	<input type="checkbox"/>	T36112A w/Top Drop No Control Cutout	\$ 335
	<input type="checkbox"/>	T36L12A w/Top Drop LEFT Control Cutout	\$ 335
	<input type="checkbox"/>	T36R12A w/Top Drop RIGHT Control Cutout	\$ 335

Chair width 16"
Size 25.5W x 22D
Body Cutout 16W x 10D



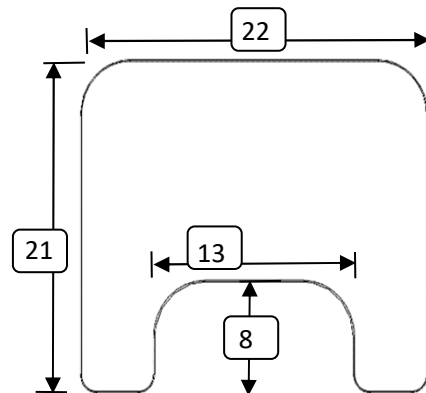
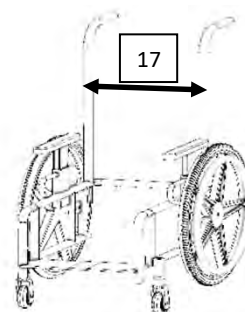
Material	No Rim		
Clear	<input type="checkbox"/>	T16200X No Hardware	\$ 244
	<input type="checkbox"/>	T16202A w/Top Drop	\$ 388
Grey	<input type="checkbox"/>	T26200X No Hardware	\$ 124
	<input type="checkbox"/>	T26202A w/Top Drop	\$ 275
Black	<input type="checkbox"/>	T36200X No Hardware	\$ 135
	<input type="checkbox"/>	T36202A w/Top Drop	\$ 287
Material	With Rim		
Clear	<input type="checkbox"/>	T16210X No Hardware	\$ 292
	<input type="checkbox"/>	T16212A w/Top Drop	\$ 435
Grey	<input type="checkbox"/>	T26210X No Hardware	\$ 174
	<input type="checkbox"/>	T26212A w/Top Drop	\$ 325
Black	<input type="checkbox"/>	T36210X No Hardware	\$ 185
	<input type="checkbox"/>	T36212A w/Top Drop	\$ 335

Chair width 17"
Size 22W x 21D
Body Cutout 12W x 7D



Material		No Rim		
Clear	<input type="checkbox"/>	T14100X	No Hardware	\$ 207
	<input type="checkbox"/>	T14104A	w/U Slide 1-1/8"	\$ 326
	<input type="checkbox"/>	T14105A	w/U Slide 1-1/2"	\$ 326
Grey	<input type="checkbox"/>	T24100X	No Hardware	\$ 100
	<input type="checkbox"/>	T24104A	w/U Slide 1-1/8"	\$ 212
	<input type="checkbox"/>	T24105A	w/U Slide 1-1/2"	\$ 212
Black	<input type="checkbox"/>	T34100X	No Hardware	\$ 111
	<input type="checkbox"/>	T34104A	w/U Slide 1-1/8"	\$ 223
	<input type="checkbox"/>	T34105A	w/U Slide 1-1/2"	\$ 223
Material		With Rim		
Clear	<input type="checkbox"/>	T14110X	No Hardware	\$ 256
	<input type="checkbox"/>	T14114A	w/U Slide 1-1/8"	\$ 375
	<input type="checkbox"/>	T14115A	w/U Slide 1-1/2"	\$ 375
Grey	<input type="checkbox"/>	T24110X	No Hardware	\$ 149
	<input type="checkbox"/>	T24114A	w/U Slide 1-1/8"	\$ 261
	<input type="checkbox"/>	T24115A	w/U Slide 1-1/2"	\$ 261
Black	<input type="checkbox"/>	T34110X	No Hardware	\$ 160
	<input type="checkbox"/>	T34114A	w/U Slide 1-1/8"	\$ 272
	<input type="checkbox"/>	T34115A	w/U Slide 1-1/2"	\$ 272

Chair width 17"
Size 22W x 21D
Body Cutout 13W x 8D



Material		No Rim		
Clear	<input type="checkbox"/>	T14200X	No Hardware	\$ 207
	<input type="checkbox"/>	T14204A	w/U Slide 1-1/8"	\$ 326
	<input type="checkbox"/>	T14205A	w/U Slide 1-1/2"	\$ 326
Grey	<input type="checkbox"/>	T24200X	No Hardware	\$ 100
	<input type="checkbox"/>	T24204A	w/U Slide 1-1/8"	\$ 212
	<input type="checkbox"/>	T24205A	w/U Slide 1-1/2"	\$ 212
Black	<input type="checkbox"/>	T34200X	No Hardware	\$ 111
	<input type="checkbox"/>	T34204A	w/U Slide 1-1/8"	\$ 223
	<input type="checkbox"/>	T34205A	w/U Slide 1-1/2"	\$ 223
Material		With Rim		
Clear	<input type="checkbox"/>	T14210X	No Hardware	\$ 256
	<input type="checkbox"/>	T14214A	w/U Slide 1-1/8"	\$ 375
	<input type="checkbox"/>	T14215A	w/U Slide 1-1/2"	\$ 375
Grey	<input type="checkbox"/>	T24210X	No Hardware	\$ 149
	<input type="checkbox"/>	T24214A	w/U Slide 1-1/8"	\$ 261
	<input type="checkbox"/>	T24215A	w/U Slide 1-1/2"	\$ 261
Black	<input type="checkbox"/>	T34210X	No Hardware	\$ 160
	<input type="checkbox"/>	T34214A	w/U Slide 1-1/8"	\$ 272
	<input type="checkbox"/>	T34215A	w/U Slide 1-1/2"	\$ 272

Chair width 17"

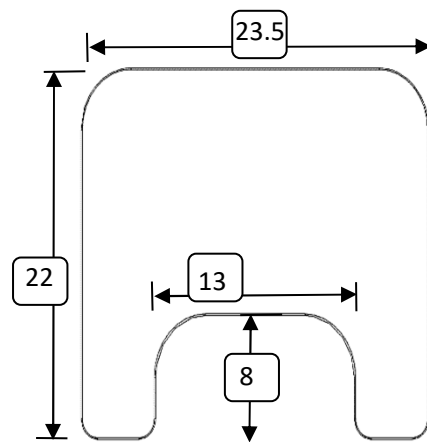
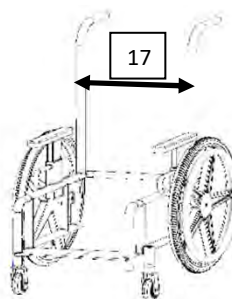
Size 23.5W x 22D

Body Cutout 13W x 8D

EZ Lock



U Slide



Material		No Rim		
Clear	<input type="checkbox"/>	T15100X	No Hardware	\$ 214
	<input type="checkbox"/>	T15101A	w/EZ Lock	\$ 338
	<input type="checkbox"/>	T15104A	w/U Slide 1-1/8"	\$ 326
	<input type="checkbox"/>	T15105A	w/U Slide 1-1/2"	\$ 326
Grey	<input type="checkbox"/>	T25100X	No Hardware	\$ 100
	<input type="checkbox"/>	T25101A	w/EZ Lock	\$ 230
	<input type="checkbox"/>	T25104A	w/U Slide 1-1/8"	\$ 212
	<input type="checkbox"/>	T25105A	w/U Slide 1-1/2"	\$ 212
Black	<input type="checkbox"/>	T35100X	No Hardware	\$ 111
	<input type="checkbox"/>	T35101A	w/EZ Lock	\$ 241
	<input type="checkbox"/>	T35104A	w/U Slide 1-1/8"	\$ 223
	<input type="checkbox"/>	T35105A	w/U Slide 1-1/2"	\$ 223
Material		With Rim		
Clear	<input type="checkbox"/>	T15110X	No Hardware	\$ 262
	<input type="checkbox"/>	T15111A	w/EZ Lock	\$ 384
	<input type="checkbox"/>	T15114A	w/U Slide 1-1/8"	\$ 375
	<input type="checkbox"/>	T15115A	w/U Slide 1-1/2"	\$ 375
Grey	<input type="checkbox"/>	T25110X	No Hardware	\$ 149
	<input type="checkbox"/>	T25111A	w/EZ Lock	\$ 278
	<input type="checkbox"/>	T25114A	w/U Slide 1-1/8"	\$ 261
	<input type="checkbox"/>	T25115A	w/U Slide 1-1/2"	\$ 261
Black	<input type="checkbox"/>	T35110X	No Hardware	\$ 160
	<input type="checkbox"/>	T35111A	w/EZ Lock	\$ 290
	<input type="checkbox"/>	T35114A	w/U Slide 1-1/8"	\$ 272
	<input type="checkbox"/>	T35115A	w/U Slide 1-1/2"	\$ 272

Chair width 17"

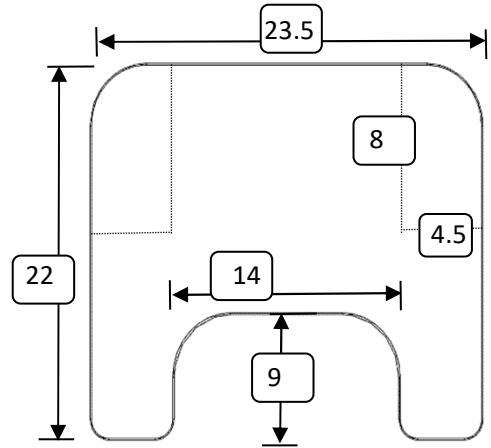
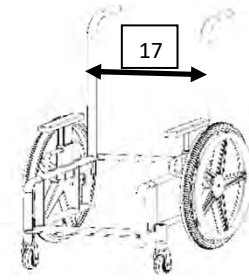
Size 23.5W x 22D

Body Cutout 14W x 9D

EZ Lock



U Slide



Note: This size tray with Control Cutout must be ordered without hardware to be compatible with 17" wide chairs. Select Hardware seperately below. Must install yourself. Not all hardware is compatible.

Material		No Rim	
Clear	<input type="checkbox"/>	T15200X	No Hardware \$ 214
	<input type="checkbox"/>	T15E00X	No Hardware w/ Control Cutout \$ 214
	<input type="checkbox"/>	T15201A	w/EZ Lock No Control Cutout \$ 338
	<input type="checkbox"/>	T15204A	w/U Slide 1-1/8" No Control Cutout \$ 326
	<input type="checkbox"/>	T15205A	w/U Slide 1-1/2" No Control Cutout \$ 326
Grey	<input type="checkbox"/>	T25200X	No Hardware \$ 100
	<input type="checkbox"/>	T25L00X	No Hardware w/ LEFT Control Cutout \$ 100
	<input type="checkbox"/>	T25R00X	No Hardware w/ RIGHT Control Cutout \$ 100
	<input type="checkbox"/>	T25201A	w/EZ Lock No Control Cutout \$ 230
	<input type="checkbox"/>	T25204A	w/U Slide 1-1/8" No Control Cutout \$ 212
<input type="checkbox"/>	T25205A	w/U Slide 1-1/2" No Control Cutout \$ 212	
Black	<input type="checkbox"/>	T35200X	No Hardware \$ 111
	<input type="checkbox"/>	T35L00X	No Hardware w/ LEFT Control Cutout \$ 111
	<input type="checkbox"/>	T35R00X	No Hardware w/ RIGHT Control Cutout \$ 111
	<input type="checkbox"/>	T35201A	w/EZ Lock No Control Cutout \$ 241
	<input type="checkbox"/>	T35204A	w/U Slide 1-1/8" No Control Cutout \$ 223
<input type="checkbox"/>	T35205A	w/U Slide 1-1/2" No Control Cutout \$ 223	
Material		With Rim	
Clear	<input type="checkbox"/>	T15210X	No Hardware \$ 262
	<input type="checkbox"/>	T15L10X	No Hardware w/ LEFT Control Cutout \$ 263
	<input type="checkbox"/>	T15R10X	No Hardware w/ RIGHT Control Cutout \$ 263
	<input type="checkbox"/>	T15211A	w/EZ Lock No Control Cutout \$ 384
	<input type="checkbox"/>	T15214A	w/U Slide 1-1/8" No Control Cutout \$ 375
<input type="checkbox"/>	T15215A	w/U Slide 1-1/2" No Control Cutout \$ 375	
Grey	<input type="checkbox"/>	T25210X	No Hardware \$ 149
	<input type="checkbox"/>	T25L10X	No Hardware w/ LEFT Control Cutout \$ 149
	<input type="checkbox"/>	T25R10X	No Hardware w/ RIGHT Control Cutout \$ 149
	<input type="checkbox"/>	T25211A	w/EZ Lock No Control Cutout \$ 278
	<input type="checkbox"/>	T25214A	w/U Slide 1-1/8" No Control Cutout \$ 261
<input type="checkbox"/>	T25215A	w/U Slide 1-1/2" No Control Cutout \$ 261	
Black	<input type="checkbox"/>	T35210X	No Hardware \$ 160
	<input type="checkbox"/>	T35L10X	No Hardware w/ LEFT Control Cutout \$ 160
	<input type="checkbox"/>	T35R10X	No Hardware w/ RIGHT Control Cutout \$ 160
	<input type="checkbox"/>	T35211A	w/EZ Lock No Control Cutout \$ 290
	<input type="checkbox"/>	T35214A	w/U Slide 1-1/8" No Control Cutout \$ 272
<input type="checkbox"/>	T35215A	w/U Slide 1-1/2" No Control Cutout \$ 272	

Chair width 17"

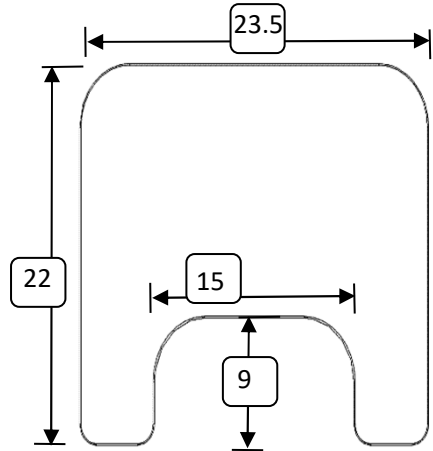
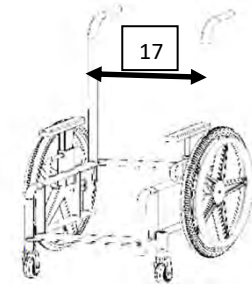
Size 23.5W x 22D

Body Cutout 15W x 9D

EZ Lock



U Slide

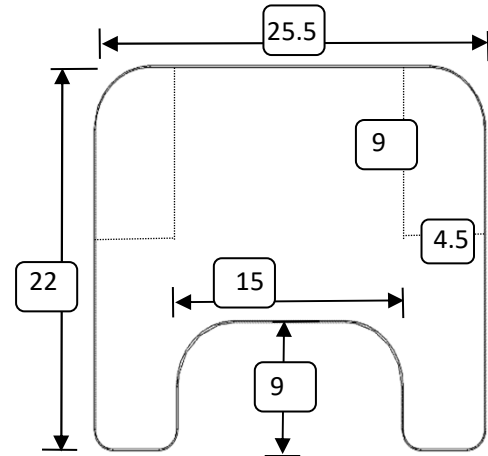
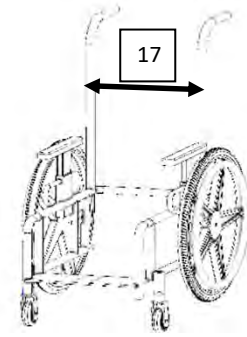


Material		No Rim		
Clear	<input type="checkbox"/>	T15300X	No Hardware	\$ 214
	<input type="checkbox"/>	T15301A	w/EZ Lock	\$ 338
	<input type="checkbox"/>	T15304A	w/U Slide 1-1/8"	\$ 326
	<input type="checkbox"/>	T15305A	w/U Slide 1-1/2"	\$ 326
Grey	<input type="checkbox"/>	T25300X	No Hardware	\$ 100
	<input type="checkbox"/>	T25301A	w/EZ Lock	\$ 230
	<input type="checkbox"/>	T25304A	w/U Slide 1-1/8"	\$ 212
	<input type="checkbox"/>	T25305A	w/U Slide 1-1/2"	\$ 212
Black	<input type="checkbox"/>	T35300X	No Hardware	\$ 111
	<input type="checkbox"/>	T35301A	w/EZ Lock	\$ 241
	<input type="checkbox"/>	T35304A	w/U Slide 1-1/8"	\$ 223
	<input type="checkbox"/>	T35305A	w/U Slide 1-1/2"	\$ 223
Material		With Rim		
Clear	<input type="checkbox"/>	T15310X	No Hardware	\$ 262
	<input type="checkbox"/>	T15311A	w/EZ Lock	\$ 384
	<input type="checkbox"/>	T15314A	w/U Slide 1-1/8"	\$ 375
	<input type="checkbox"/>	T15315A	w/U Slide 1-1/2"	\$ 375
Grey	<input type="checkbox"/>	T25310X	No Hardware	\$ 149
	<input type="checkbox"/>	T25311A	w/EZ Lock	\$ 278
	<input type="checkbox"/>	T25314A	w/U Slide 1-1/8"	\$ 261
	<input type="checkbox"/>	T25315A	w/U Slide 1-1/2"	\$ 261
Black	<input type="checkbox"/>	T35310X	No Hardware	\$ 160
	<input type="checkbox"/>	T35311A	w/EZ Lock	\$ 290
	<input type="checkbox"/>	T35314A	w/U Slide 1-1/8"	\$ 272
	<input type="checkbox"/>	T35315A	w/U Slide 1-1/2"	\$ 272

Chair width 17"

Size 25.5W x 22D

Body Cutout 15W x 9D



Note: Control Cutout trays that are ordered without hardware, will require selection of Hardware seperately below. Must install yourself. Not all hardware is compatible.

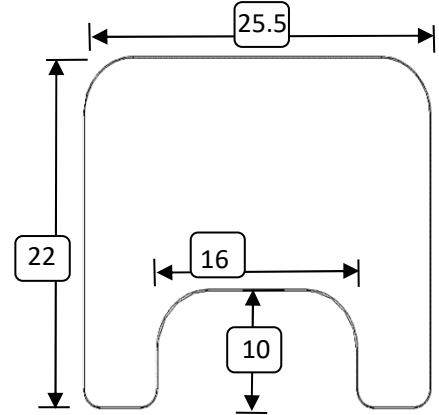
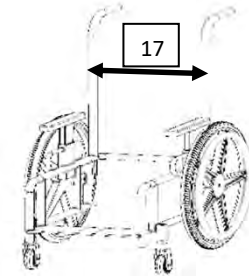
Material	No Rim			
Clear	<input type="checkbox"/>	T16100X	No Hardware	\$ 244
	<input type="checkbox"/>	T16E00X	No Hardware w/ Control Cutout	\$ 244
	<input type="checkbox"/>	T16102A	w/Top Drop No Control Cutout	\$ 388
	<input type="checkbox"/>	T16L02A	w/Top Drop LEFT Control Cutout	\$ 388
	<input type="checkbox"/>	T16R02A	w/Top Drop RIGHT Control Cutout	\$ 388
Grey	<input type="checkbox"/>	T26100X	No Hardware	\$ 124
	<input type="checkbox"/>	T26L00X	No Hardware w/ LEFT Control Cutout	\$ 124
	<input type="checkbox"/>	T26R00X	No Hardware w/ RIGHT Control Cutout	\$ 124
	<input type="checkbox"/>	T26102A	w/Top Drop No Control Cutout	\$ 275
	<input type="checkbox"/>	T26L02A	w/Top Drop LEFT Control Cutout	\$ 275
Black	<input type="checkbox"/>	T26R02A	w/Top Drop RIGHT Control Cutout	\$ 275
	<input type="checkbox"/>	T36100X	No Hardware	\$ 135
	<input type="checkbox"/>	T36L00X	No Hardware w/ LEFT Control Cutout	\$ 135
	<input type="checkbox"/>	T36R00X	No Hardware w/ RIGHT Control Cutout	\$ 135
	<input type="checkbox"/>	T36102A	w/Top Drop No Control Cutout	\$ 287
<input type="checkbox"/>	T36L02A	w/Top Drop LEFT Control Cutout	\$ 287	
<input type="checkbox"/>	T36R02A	w/Top Drop RIGHT Control Cutout	\$ 287	

Material	With Rim			
Clear	<input type="checkbox"/>	T16110X	No Hardware	\$ 293
	<input type="checkbox"/>	T16L10X	No Hardware w/ LEFT Control Cutout	\$ 293
	<input type="checkbox"/>	T16R10X	No Hardware w/ RIGHT Control Cutout	\$ 293
	<input type="checkbox"/>	T16112A	w/Top Drop No Control Cutout	\$ 435
	<input type="checkbox"/>	T16L12A	w/Top Drop LEFT Control Cutout	\$ 435
Grey	<input type="checkbox"/>	T16R12A	w/Top Drop RIGHT Control Cutout	\$ 435
	<input type="checkbox"/>	T26110X	No Hardware	\$ 174
	<input type="checkbox"/>	T26L10X	No Hardware w/ LEFT Control Cutout	\$ 174
	<input type="checkbox"/>	T26R10X	No Hardware w/ RIGHT Control Cutout	\$ 174
	<input type="checkbox"/>	T26112A	w/Top Drop No Control Cutout	\$ 325
Black	<input type="checkbox"/>	T26L12A	w/Top Drop LEFT Control Cutout	\$ 325
	<input type="checkbox"/>	T26R12A	w/Top Drop RIGHT Control Cutout	\$ 325
	<input type="checkbox"/>	T36110X	No Hardware	\$ 185
	<input type="checkbox"/>	T36L10X	No Hardware w/ LEFT Control Cutout	\$ 185
	<input type="checkbox"/>	T36R10X	No Hardware w/ RIGHT Control Cutout	\$ 185
<input type="checkbox"/>	T36112A	w/Top Drop No Control Cutout	\$ 335	
<input type="checkbox"/>	T36L12A	w/Top Drop LEFT Control Cutout	\$ 335	
<input type="checkbox"/>	T36R12A	w/Top Drop RIGHT Control Cutout	\$ 335	

Chair width 17"

Size 25.5W x 22D

Body Cutout 16W x 10D

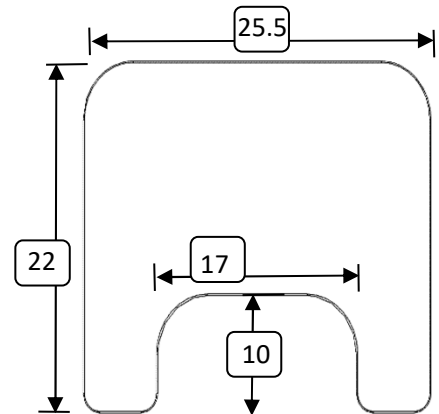
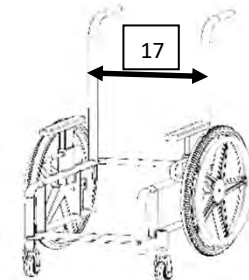


Material		No Rim		
Clear	<input type="checkbox"/>	T16200X	No Hardware	\$ 244
	<input type="checkbox"/>	T16202A	w/Top Drop	\$ 388
Grey	<input type="checkbox"/>	T26200X	No Hardware	\$ 124
	<input type="checkbox"/>	T26202A	w/Top Drop	\$ 275
Black	<input type="checkbox"/>	T36200X	No Hardware	\$ 135
	<input type="checkbox"/>	T36202A	w/Top Drop	\$ 287
Material		With Rim		
Clear	<input type="checkbox"/>	T16210X	No Hardware	\$ 292
	<input type="checkbox"/>	T16212A	w/Top Drop	\$ 435
Grey	<input type="checkbox"/>	T26210X	No Hardware	\$ 174
	<input type="checkbox"/>	T26212A	w/Top Drop	\$ 325
Black	<input type="checkbox"/>	T36210X	No Hardware	\$ 185
	<input type="checkbox"/>	T36212A	w/Top Drop	\$ 335

Chair width 17"

Size 25.5W x 22D

Body Cutout 17W x 10D



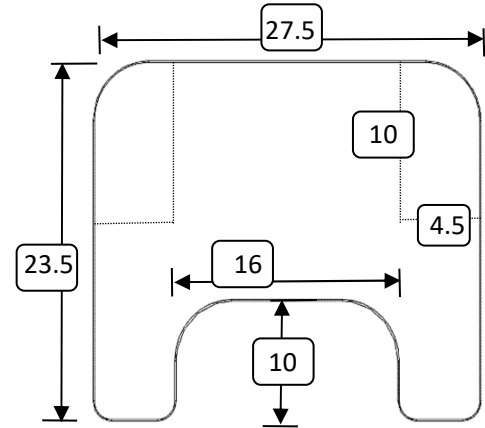
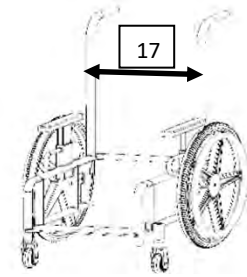
Material		No Rim		
Clear	<input type="checkbox"/>	T16300X	No Hardware	\$ 244
	<input type="checkbox"/>	T16302A	w/Top Drop	\$ 388
Grey	<input type="checkbox"/>	T26300X	No Hardware	\$ 124
	<input type="checkbox"/>	T26302A	w/Top Drop	\$ 275
Black	<input type="checkbox"/>	T36300X	No Hardware	\$ 135
	<input type="checkbox"/>	T36302A	w/Top Drop	\$ 287
Material		With Rim		
Clear	<input type="checkbox"/>	T16310X	No Hardware	\$ 293
	<input type="checkbox"/>	T16312A	w/Top Drop	\$ 435
Grey	<input type="checkbox"/>	T26310X	No Hardware	\$ 174
	<input type="checkbox"/>	T26312A	w/Top Drop	\$ 325
Black	<input type="checkbox"/>	T36310X	No Hardware	\$ 185
	<input type="checkbox"/>	T36312A	w/Top Drop	\$ 335

Chair width 17"

Size 27.5W x 23.5D

Body Cutout 16W x 10D

Top Drop



Note: Control Cutout trays that are ordered without hardware, will require selection of Hardware separately below. Must install yourself. Not all hardware is compatible.

Material	No Rim		
Clear	<input type="checkbox"/>	T17E00X No Hardware w/ Control Cutout	\$ 262
	<input type="checkbox"/>	T17L02A w/Top Drop LEFT Control Cutout	\$ 413
	<input type="checkbox"/>	T17R02A w/Top Drop RIGHT Control Cutout	\$ 413
Grey	<input type="checkbox"/>	T27L00X No Hardware w/ LEFT Control Cutout	\$ 124
	<input type="checkbox"/>	T27R00X No Hardware w/ RIGHT Control Cutout	\$ 124
	<input type="checkbox"/>	T27L02A w/Top Drop LEFT Control Cutout	\$ 275
Black	<input type="checkbox"/>	T27R02A w/Top Drop RIGHT Control Cutout	\$ 275
	<input type="checkbox"/>	T37L00X No Hardware w/ LEFT Control Cutout	\$ 135
	<input type="checkbox"/>	T37R00X No Hardware w/ RIGHT Control Cutout	\$ 135
Black	<input type="checkbox"/>	T37L02A w/Top Drop LEFT Control Cutout	\$ 287
	<input type="checkbox"/>	T37R02A w/Top Drop RIGHT Control Cutout	\$ 287

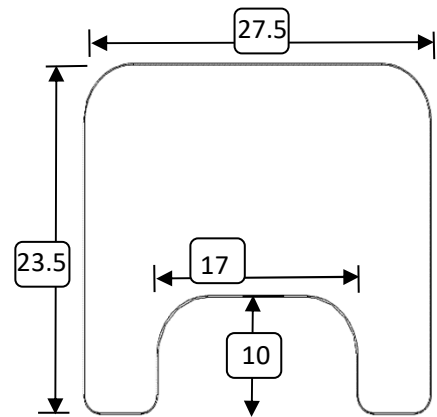
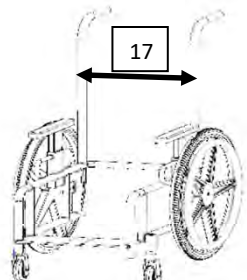
Material	With Rim		
Clear	<input type="checkbox"/>	T17L10X No Hardware w/ LEFT Control Cutout	\$ 312
	<input type="checkbox"/>	T17R10X No Hardware w/ RIGHT Control Cutout	\$ 312
	<input type="checkbox"/>	T17L12A w/Top Drop LEFT Control Cutout	\$ 460
	<input type="checkbox"/>	T17R12A w/Top Drop RIGHT Control Cutout	\$ 460
Grey	<input type="checkbox"/>	T27L10X No Hardware w/ LEFT Control Cutout	\$ 174
	<input type="checkbox"/>	T27R10X No Hardware w/ RIGHT Control Cutout	\$ 174
	<input type="checkbox"/>	T27L12A w/Top Drop LEFT Control Cutout	\$ 325
	<input type="checkbox"/>	T27R12A w/Top Drop RIGHT Control Cutout	\$ 325
Black	<input type="checkbox"/>	T37L10X No Hardware w/ LEFT Control Cutout	\$ 185
	<input type="checkbox"/>	T37R10X No Hardware w/ RIGHT Control Cutout	\$ 185
	<input type="checkbox"/>	T37L12A w/Top Drop LEFT Control Cutout	\$ 335
	<input type="checkbox"/>	T37R12A w/Top Drop RIGHT Control Cutout	\$ 335

Chair width 17"

Size 27.5W x 23.5D

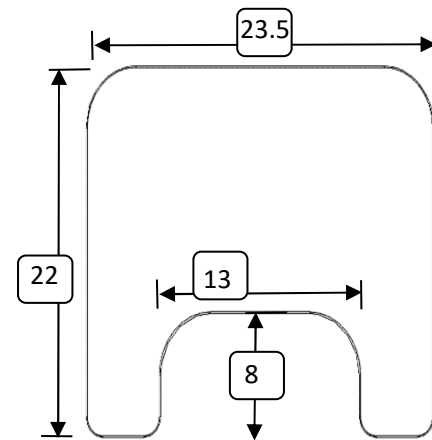
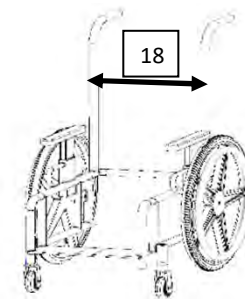
Body Cutout 17W x 10D

Top Drop



Material	No Rim		
Clear	<input type="checkbox"/>	T17100X No Hardware	\$ 262
	<input type="checkbox"/>	T17102A w/Top Drop	\$ 413
Grey	<input type="checkbox"/>	T27100X No Hardware	\$ 124
	<input type="checkbox"/>	T27102A w/Top Drop	\$ 275
Black	<input type="checkbox"/>	T37100X No Hardware	\$ 135
	<input type="checkbox"/>	T37102A w/Top Drop	\$ 287
Material	With Rim		
Clear	<input type="checkbox"/>	T17110X No Hardware	\$ 312
	<input type="checkbox"/>	T17112A w/Top Drop	\$ 460
Grey	<input type="checkbox"/>	T27110X No Hardware	\$ 174
	<input type="checkbox"/>	T27112A w/Top Drop	\$ 325
Black	<input type="checkbox"/>	T37110X No Hardware	\$ 185
	<input type="checkbox"/>	T37112A w/Top Drop	\$ 335

Chair width 18"
Size 23.5W x 22D
Body Cutout 13W x 8D



Material		No Rim		
Clear	<input type="checkbox"/>	T15100X	No Hardware	\$ 214
	<input type="checkbox"/>	T15101A	w/EZ Lock	\$ 338
	<input type="checkbox"/>	T15104A	w/U Slide 1-1/8"	\$ 326
	<input type="checkbox"/>	T15105A	w/U Slide 1-1/2"	\$ 326
Grey	<input type="checkbox"/>	T25100X	No Hardware	\$ 100
	<input type="checkbox"/>	T25101A	w/EZ Lock	\$ 230
	<input type="checkbox"/>	T25104A	w/U Slide 1-1/8"	\$ 212
	<input type="checkbox"/>	T25105A	w/U Slide 1-1/2"	\$ 212
Black	<input type="checkbox"/>	T35100X	No Hardware	\$ 111
	<input type="checkbox"/>	T35101A	w/EZ Lock	\$ 241
	<input type="checkbox"/>	T35104A	w/U Slide 1-1/8"	\$ 223
	<input type="checkbox"/>	T35105A	w/U Slide 1-1/2"	\$ 223
Material		With Rim		
Clear	<input type="checkbox"/>	T15110X	No Hardware	\$ 262
	<input type="checkbox"/>	T15111A	w/EZ Lock	\$ 384
	<input type="checkbox"/>	T15114A	w/U Slide 1-1/8"	\$ 375
	<input type="checkbox"/>	T15115A	w/U Slide 1-1/2"	\$ 375
Grey	<input type="checkbox"/>	T25110X	No Hardware	\$ 149
	<input type="checkbox"/>	T25111A	w/EZ Lock	\$ 278
	<input type="checkbox"/>	T25114A	w/U Slide 1-1/8"	\$ 261
	<input type="checkbox"/>	T25115A	w/U Slide 1-1/2"	\$ 261
Black	<input type="checkbox"/>	T35110X	No Hardware	\$ 160
	<input type="checkbox"/>	T35111A	w/EZ Lock	\$ 290
	<input type="checkbox"/>	T35114A	w/U Slide 1-1/8"	\$ 272
	<input type="checkbox"/>	T35115A	w/U Slide 1-1/2"	\$ 272

Chair width 18"

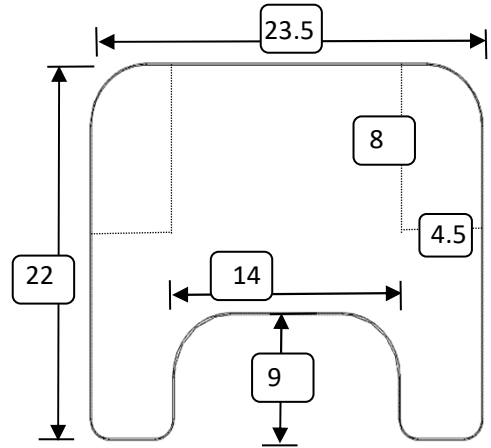
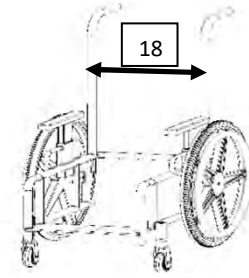
Size 23.5W x 22D

Body Cutout 14W x 9D

EZ Lock



U Slide



Note: This size tray with Control Cutout must be ordered without hardware to be compatible with 18" wide chairs. Select Hardware seperately below. Must install yourself. Not all hardware is compatible.

Material	No Rim			
Clear	<input type="checkbox"/>	T15200X	No Hardware	\$ 214
	<input type="checkbox"/>	T15E00X	No Hardware w/ Control Cutout	\$ 214
	<input type="checkbox"/>	T15201A	w/EZ Lock No Control Cutout	\$ 338
	<input type="checkbox"/>	T15204A	w/U Slide 1-1/8" No Control Cutout	\$ 326
	<input type="checkbox"/>	T15205A	w/U Slide 1-1/2" No Control Cutout	\$ 326
Grey	<input type="checkbox"/>	T25200X	No Hardware	\$ 100
	<input type="checkbox"/>	T25L00X	No Hardware w/ LEFT Control Cutout	\$ 100
	<input type="checkbox"/>	T25R00X	No Hardware w/ RIGHT Control Cutout	\$ 100
	<input type="checkbox"/>	T25201A	w/EZ Lock No Control Cutout	\$ 230
	<input type="checkbox"/>	T25204A	w/U Slide 1-1/8" No Control Cutout	\$ 212
<input type="checkbox"/>	T25205A	w/U Slide 1-1/2" No Control Cutout	\$ 212	
Black	<input type="checkbox"/>	T35200X	No Hardware	\$ 111
	<input type="checkbox"/>	T35L00X	No Hardware w/ LEFT Control Cutout	\$ 111
	<input type="checkbox"/>	T35R00X	No Hardware w/ RIGHT Control Cutout	\$ 111
	<input type="checkbox"/>	T35201A	w/EZ Lock No Control Cutout	\$ 241
	<input type="checkbox"/>	T35204A	w/U Slide 1-1/8" No Control Cutout	\$ 223
<input type="checkbox"/>	T35205A	w/U Slide 1-1/2" No Control Cutout	\$ 223	
Material	With Rim			
Clear	<input type="checkbox"/>	T15210X	No Hardware	\$ 262
	<input type="checkbox"/>	T15L10X	No Hardware w/ LEFT Control Cutout	\$ 263
	<input type="checkbox"/>	T15R10X	No Hardware w/ RIGHT Control Cutout	\$ 263
	<input type="checkbox"/>	T15211A	w/EZ Lock No Control Cutout	\$ 384
	<input type="checkbox"/>	T15214A	w/U Slide 1-1/8" No Control Cutout	\$ 375
<input type="checkbox"/>	T15215A	w/U Slide 1-1/2" No Control Cutout	\$ 375	
Grey	<input type="checkbox"/>	T25210X	No Hardware	\$ 149
	<input type="checkbox"/>	T25L10X	No Hardware w/ LEFT Control Cutout	\$ 149
	<input type="checkbox"/>	T25R10X	No Hardware w/ RIGHT Control Cutout	\$ 149
	<input type="checkbox"/>	T25211A	w/EZ Lock No Control Cutout	\$ 278
	<input type="checkbox"/>	T25214A	w/U Slide 1-1/8" No Control Cutout	\$ 261
<input type="checkbox"/>	T25215A	w/U Slide 1-1/2" No Control Cutout	\$ 261	
Black	<input type="checkbox"/>	T35210X	No Hardware	\$ 160
	<input type="checkbox"/>	T35L10X	No Hardware w/ LEFT Control Cutout	\$ 160
	<input type="checkbox"/>	T35R10X	No Hardware w/ RIGHT Control Cutout	\$ 160
	<input type="checkbox"/>	T35211A	w/EZ Lock No Control Cutout	\$ 290
	<input type="checkbox"/>	T35214A	w/U Slide 1-1/8" No Control Cutout	\$ 272
<input type="checkbox"/>	T35215A	w/U Slide 1-1/2" No Control Cutout	\$ 272	

Chair width 18"

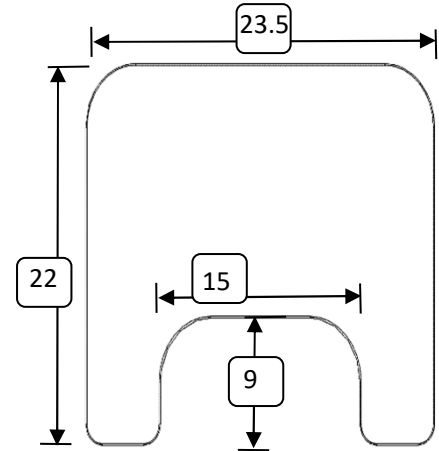
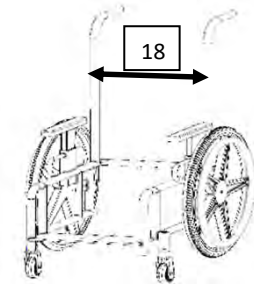
Size 23.5W x 22D

Body Cutout 15W x 9D

EZ Lock



U Slide

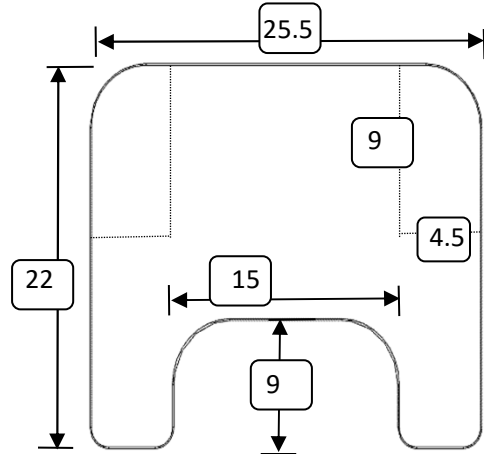
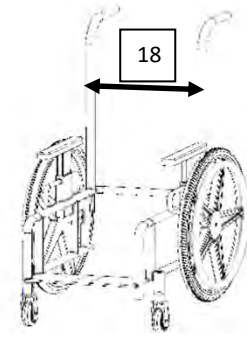
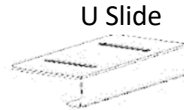


Material		No Rim	
Clear	<input type="checkbox"/>	T15300X	No Hardware \$ 214
	<input type="checkbox"/>	T15301A	w/EZ Lock \$ 338
	<input type="checkbox"/>	T15304A	w/U Slide 1-1/8" \$ 326
	<input type="checkbox"/>	T15305A	w/U Slide 1-1/2" \$ 326
Grey	<input type="checkbox"/>	T25300X	No Hardware \$ 100
	<input type="checkbox"/>	T25301A	w/EZ Lock \$ 230
	<input type="checkbox"/>	T25304A	w/U Slide 1-1/8" \$ 212
	<input type="checkbox"/>	T25305A	w/U Slide 1-1/2" \$ 212
Black	<input type="checkbox"/>	T35300X	No Hardware \$ 111
	<input type="checkbox"/>	T35301A	w/EZ Lock \$ 241
	<input type="checkbox"/>	T35304A	w/U Slide 1-1/8" \$ 223
	<input type="checkbox"/>	T35305A	w/U Slide 1-1/2" \$ 223
Material		With Rim	
Clear	<input type="checkbox"/>	T15310X	No Hardware \$ 262
	<input type="checkbox"/>	T15311A	w/EZ Lock \$ 384
	<input type="checkbox"/>	T15314A	w/U Slide 1-1/8" \$ 375
	<input type="checkbox"/>	T15315A	w/U Slide 1-1/2" \$ 375
Grey	<input type="checkbox"/>	T25310X	No Hardware \$ 149
	<input type="checkbox"/>	T25311A	w/EZ Lock \$ 278
	<input type="checkbox"/>	T25314A	w/U Slide 1-1/8" \$ 261
	<input type="checkbox"/>	T25315A	w/U Slide 1-1/2" \$ 261
Black	<input type="checkbox"/>	T35310X	No Hardware \$ 160
	<input type="checkbox"/>	T35311A	w/EZ Lock \$ 290
	<input type="checkbox"/>	T35314A	w/U Slide 1-1/8" \$ 272
	<input type="checkbox"/>	T35315A	w/U Slide 1-1/2" \$ 272

Chair width 18"

Size 25.5W x 22D

Body Cutout 15W x 9D



Note: Control Cutout trays that are ordered without hardware, will require selection of Hardware seperately below. Must install yourself. Not all hardware is compatible.

Material		No Rim	
Clear	<input type="checkbox"/>	T16100X No Hardware	\$ 244
	<input type="checkbox"/>	T16E00X No Hardware w/ Control Cutout	\$ 244
	<input type="checkbox"/>	T16101A w/EZ Lock No Control Cutout	\$ 368
	<input type="checkbox"/>	T16104A w/U Slide 1-1/8" No Control Cutout	\$ 349
	<input type="checkbox"/>	T16105A w/U Slide 1-1/2" No Control Cutout	\$ 356
Grey	<input type="checkbox"/>	T26100X No Hardware	\$ 124
	<input type="checkbox"/>	T26L00X No Hardware w/ LEFT Control Cutout	\$ 124
	<input type="checkbox"/>	T26R00X No Hardware w/ RIGHT Control Cutout	\$ 124
	<input type="checkbox"/>	T26101A w/EZ Lock No Control Cutout	\$ 255
	<input type="checkbox"/>	T26104A w/U Slide 1-1/8" No Control Cutout	\$ 237
	<input type="checkbox"/>	T26105A w/U Slide 1-1/2" No Control Cutout	\$ 237
Black	<input type="checkbox"/>	T36100X No Hardware	\$ 135
	<input type="checkbox"/>	T36L00X No Hardware w/ LEFT Control Cutout	\$ 135
	<input type="checkbox"/>	T36R00X No Hardware w/ RIGHT Control Cutout	\$ 135
	<input type="checkbox"/>	T36101A w/EZ Lock No Control Cutout	\$ 266
	<input type="checkbox"/>	T36104A w/U Slide 1-1/8" No Control Cutout	\$ 247
	<input type="checkbox"/>	T36105A w/U Slide 1-1/2" No Control Cutout	\$ 247

Material		With Rim	
Clear	<input type="checkbox"/>	T16110X No Hardware	\$ 293
	<input type="checkbox"/>	T16L10X No Hardware w/ LEFT Control Cutout	\$ 293
	<input type="checkbox"/>	T16R10X No Hardware w/ RIGHT Control Cutout	\$ 293
	<input type="checkbox"/>	T16111A w/EZ Lock No Control Cutout	\$ 414
	<input type="checkbox"/>	T16114A w/U Slide 1-1/8" No Control Cutout	\$ 399
	<input type="checkbox"/>	T16115A w/U Slide 1-1/2" No Control Cutout	\$ 405
Grey	<input type="checkbox"/>	T26110X No Hardware	\$ 174
	<input type="checkbox"/>	T26L10X No Hardware w/ LEFT Control Cutout	\$ 174
	<input type="checkbox"/>	T26R10X No Hardware w/ RIGHT Control Cutout	\$ 174
	<input type="checkbox"/>	T26111A w/EZ Lock No Control Cutout	\$ 303
	<input type="checkbox"/>	T26114A w/U Slide 1-1/8" No Control Cutout	\$ 286
	<input type="checkbox"/>	T26115A w/U Slide 1-1/2" No Control Cutout	\$ 286
Black	<input type="checkbox"/>	T36110X No Hardware	\$ 185
	<input type="checkbox"/>	T36L10X No Hardware w/ LEFT Control Cutout	\$ 185
	<input type="checkbox"/>	T36R10X No Hardware w/ RIGHT Control Cutout	\$ 185
	<input type="checkbox"/>	T36111A w/EZ Lock No Control Cutout	\$ 315
	<input type="checkbox"/>	T36114A w/U Slide 1-1/8" No Control Cutout	\$ 297
	<input type="checkbox"/>	T36115A w/U Slide 1-1/2" No Control Cutout	\$ 297

Chair width 18"

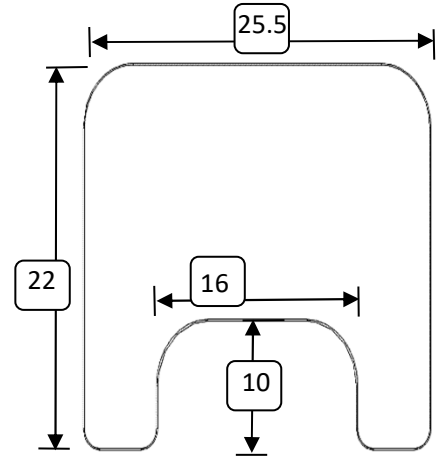
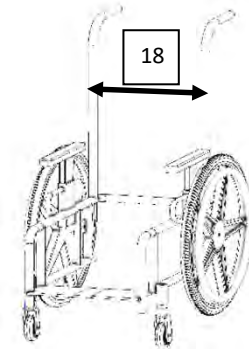

Size 25.5W x 22D

Body Cutout 16W x 10D

EZ Lock



U Slide



Material

No Rim

Clear	<input type="checkbox"/>	T16200X	No Hardware	\$ 244
	<input type="checkbox"/>	T16201A	w/EZ Lock	\$ 368
	<input type="checkbox"/>	T16204A	w/U Slide 1-1/8"	\$ 349
	<input type="checkbox"/>	T16205A	w/U Slide 1-1/2"	\$ 356
Grey	<input type="checkbox"/>	T26200X	No Hardware	\$ 124
	<input type="checkbox"/>	T26201A	w/EZ Lock	\$ 255
	<input type="checkbox"/>	T26204A	w/U Slide 1-1/8"	\$ 237
	<input type="checkbox"/>	T26205A	w/U Slide 1-1/2"	\$ 237
Black	<input type="checkbox"/>	T36200X	No Hardware	\$ 135
	<input type="checkbox"/>	T36201A	w/EZ Lock	\$ 266
	<input type="checkbox"/>	T36204A	w/U Slide 1-1/8"	\$ 247
	<input type="checkbox"/>	T36205A	w/U Slide 1-1/2"	\$ 247

Material

With Rim

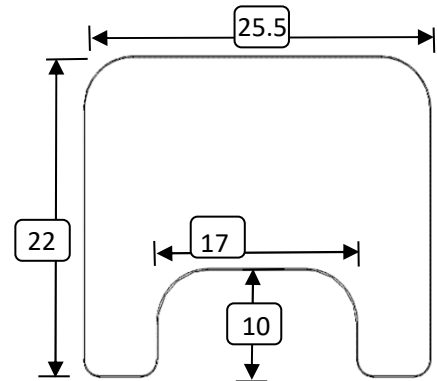
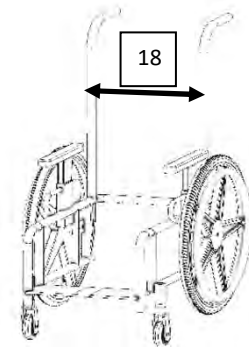
Clear	<input type="checkbox"/>	T16210X	No Hardware	\$ 292
	<input type="checkbox"/>	T16211A	w/EZ Lock	\$ 414
	<input type="checkbox"/>	T16214A	w/U Slide 1-1/8"	\$ 399
	<input type="checkbox"/>	T16215A	w/U Slide 1-1/2"	\$ 405
Grey	<input type="checkbox"/>	T26210X	No Hardware	\$ 174
	<input type="checkbox"/>	T26211A	w/EZ Lock	\$ 303
	<input type="checkbox"/>	T26214A	w/U Slide 1-1/8"	\$ 286
	<input type="checkbox"/>	T26215A	w/U Slide 1-1/2"	\$ 286
Black	<input type="checkbox"/>	T36210X	No Hardware	\$ 185
	<input type="checkbox"/>	T36211A	w/EZ Lock	\$ 315
	<input type="checkbox"/>	T36214A	w/U Slide 1-1/8"	\$ 297
	<input type="checkbox"/>	T36215A	w/U Slide 1-1/2"	\$ 297

Chair width 18"

Size 25.5W x 22D

Body Cutout 17W x 10D

U Slide



Material

No Rim

Clear	<input type="checkbox"/>	T16300X	No Hardware	\$ 244
	<input type="checkbox"/>	T16304A	w/U Slide 1-1/8"	\$ 349
	<input type="checkbox"/>	T16305A	w/U Slide 1-1/2"	\$ 356
Grey	<input type="checkbox"/>	T26300X	No Hardware	\$ 124
	<input type="checkbox"/>	T26304A	w/U Slide 1-1/8"	\$ 237
	<input type="checkbox"/>	T26305A	w/U Slide 1-1/2"	\$ 237
Black	<input type="checkbox"/>	T36300X	No Hardware	\$ 135
	<input type="checkbox"/>	T36304A	w/U Slide 1-1/8"	\$ 247
	<input type="checkbox"/>	T36305A	w/U Slide 1-1/2"	\$ 247

Material

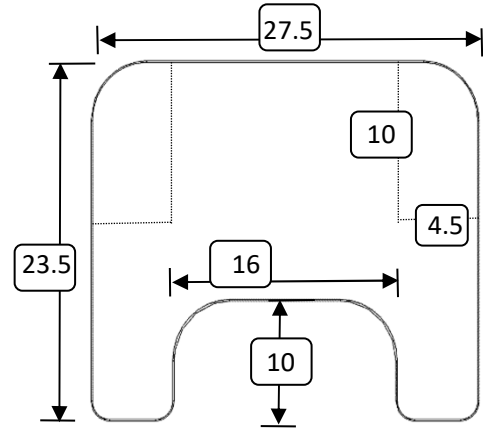
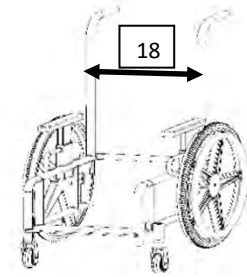
With Rim

Clear	<input type="checkbox"/>	T16310X	No Hardware	\$ 293
	<input type="checkbox"/>	T16314A	w/U Slide 1-1/8"	\$ 399
	<input type="checkbox"/>	T16315A	w/U Slide 1-1/2"	\$ 405
Grey	<input type="checkbox"/>	T26310X	No Hardware	\$ 174
	<input type="checkbox"/>	T26314A	w/U Slide 1-1/8"	\$ 286
	<input type="checkbox"/>	T26315A	w/U Slide 1-1/2"	\$ 286
Black	<input type="checkbox"/>	T36310X	No Hardware	\$ 185
	<input type="checkbox"/>	T36314A	w/U Slide 1-1/8"	\$ 297
	<input type="checkbox"/>	T36315A	w/U Slide 1-1/2"	\$ 297

Chair width 18"

Size 27.5W x 23.5D

Body Cutout 16W x 10D



Note: Control Cutout trays that are ordered without hardware, will require selection of Hardware separately below. Must install yourself. Not all hardware is compatible.

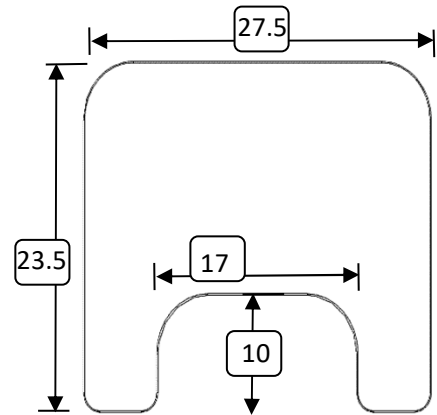
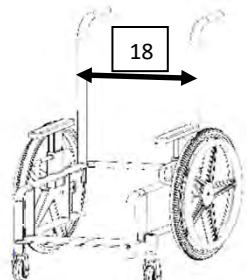
Material	No Rim		
Clear	<input type="checkbox"/>	T17E00X No Hardware w/ Control Cutout	\$ 262
	<input type="checkbox"/>	T17L02A w/Top Drop LEFT Control Cutout	\$ 413
	<input type="checkbox"/>	T17R02A w/Top Drop RIGHT Control Cutout	\$ 413
Grey	<input type="checkbox"/>	T27L00X No Hardware w/ LEFT Control Cutout	\$ 124
	<input type="checkbox"/>	T27R00X No Hardware w/ RIGHT Control Cutout	\$ 124
	<input type="checkbox"/>	T27L02A w/Top Drop LEFT Control Cutout	\$ 275
Black	<input type="checkbox"/>	T27R02A w/Top Drop RIGHT Control Cutout	\$ 275
	<input type="checkbox"/>	T37L00X No Hardware w/ LEFT Control Cutout	\$ 135
	<input type="checkbox"/>	T37R00X No Hardware w/ RIGHT Control Cutout	\$ 135
Black	<input type="checkbox"/>	T37L02A w/Top Drop LEFT Control Cutout	\$ 287
	<input type="checkbox"/>	T37R02A w/Top Drop RIGHT Control Cutout	\$ 287

Material	With Rim		
Clear	<input type="checkbox"/>	T17L10X No Hardware w/ LEFT Control Cutout	\$ 312
	<input type="checkbox"/>	T17R10X No Hardware w/ RIGHT Control Cutout	\$ 312
	<input type="checkbox"/>	T17L12A w/Top Drop LEFT Control Cutout	\$ 460
	<input type="checkbox"/>	T17R12A w/Top Drop RIGHT Control Cutout	\$ 460
Grey	<input type="checkbox"/>	T27L10X No Hardware w/ LEFT Control Cutout	\$ 174
	<input type="checkbox"/>	T27R10X No Hardware w/ RIGHT Control Cutout	\$ 174
	<input type="checkbox"/>	T27L12A w/Top Drop LEFT Control Cutout	\$ 325
	<input type="checkbox"/>	T27R12A w/Top Drop RIGHT Control Cutout	\$ 325
Black	<input type="checkbox"/>	T37L10X No Hardware w/ LEFT Control Cutout	\$ 185
	<input type="checkbox"/>	T37R10X No Hardware w/ RIGHT Control Cutout	\$ 185
	<input type="checkbox"/>	T37L12A w/Top Drop LEFT Control Cutout	\$ 335
	<input type="checkbox"/>	T37R12A w/Top Drop RIGHT Control Cutout	\$ 335

Chair width 18"

Size 27.5W x 23.5D

Body Cutout 17W x 10D



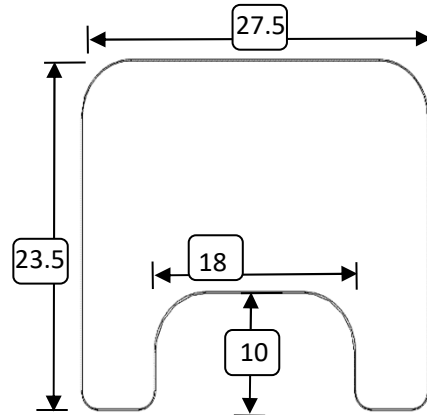
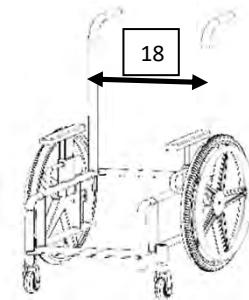
Material	No Rim		
Clear	<input type="checkbox"/>	T17100X No Hardware	\$ 262
	<input type="checkbox"/>	T17102A w/Top Drop	\$ 413
Grey	<input type="checkbox"/>	T27100X No Hardware	\$ 124
	<input type="checkbox"/>	T27102A w/Top Drop	\$ 275
Black	<input type="checkbox"/>	T37100X No Hardware	\$ 135
	<input type="checkbox"/>	T37102A w/Top Drop	\$ 287
Material	With Rim		
Clear	<input type="checkbox"/>	T17110X No Hardware	\$ 312
	<input type="checkbox"/>	T17112A w/Top Drop	\$ 460
Grey	<input type="checkbox"/>	T27110X No Hardware	\$ 174
	<input type="checkbox"/>	T27112A w/Top Drop	\$ 325
Black	<input type="checkbox"/>	T37110X No Hardware	\$ 185
	<input type="checkbox"/>	T37112A w/Top Drop	\$ 335

Chair width 18"

Size 27.5W x 23.5D

Body Cutout 18W x 10D

Top Drop



Material		No Rim		
Clear	<input type="checkbox"/>	T17200X	No Hardware	\$ 262
	<input type="checkbox"/>	T17202A	w/Top Drop	\$ 413
Grey	<input type="checkbox"/>	T27200X	No Hardware	\$ 124
	<input type="checkbox"/>	T27202A	w/Top Drop	\$ 275
Black	<input type="checkbox"/>	T37200X	No Hardware	\$ 135
	<input type="checkbox"/>	T37202A	w/Top Drop	\$ 287
Material		With Rim		
Clear	<input type="checkbox"/>	T17212A	No Hardware	\$ 460
	<input type="checkbox"/>	T27212A	w/Top Drop	\$ 325
Grey	<input type="checkbox"/>	T37212A	No Hardware	\$ 335
	<input type="checkbox"/>	T17210X	w/Top Drop	\$ 312
Black	<input type="checkbox"/>	T27210X	No Hardware	\$ 174
	<input type="checkbox"/>	T37210X	w/Top Drop	\$ 185

Chair width 19"

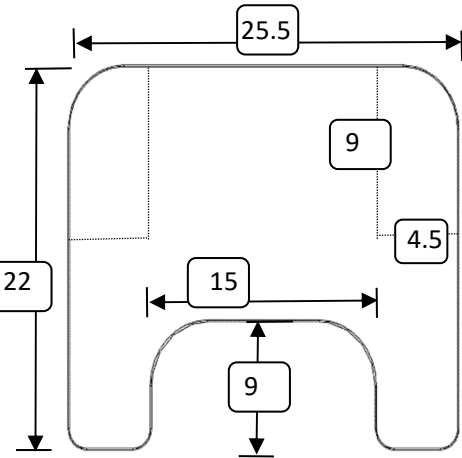
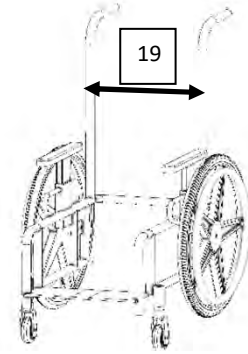
Size 25.5W x 22D

Body Cutout 15W x 9D

EZ Lock



U Slide

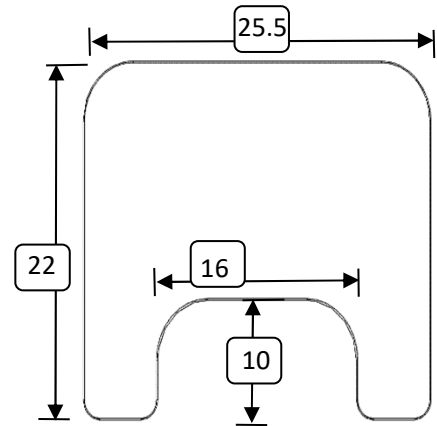
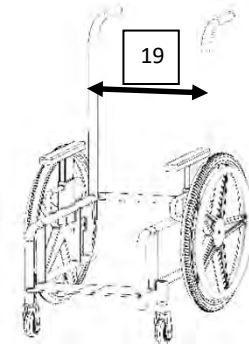
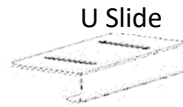


Note: Control Cutout trays that are ordered without hardware, will require selection of Hardware separately below. Must install yourself. Not all hardware is compatible.

Material	No Rim		
Clear	<input type="checkbox"/>	T16100X No Hardware	\$ 244
	<input type="checkbox"/>	T16E00X No Hardware w/ Control Cutout	\$ 244
	<input type="checkbox"/>	T16101A w/EZ Lock No Control Cutout	\$ 368
	<input type="checkbox"/>	T16104A w/U Slide 1-1/8" No Control Cutout	\$ 349
	<input type="checkbox"/>	T16105A w/U Slide 1-1/2" No Control Cutout	\$ 356
Grey	<input type="checkbox"/>	T26100X No Hardware	\$ 124
	<input type="checkbox"/>	T26L00X No Hardware w/ LEFT Control Cutout	\$ 124
	<input type="checkbox"/>	T26R00X No Hardware w/ RIGHT Control Cutout	\$ 124
	<input type="checkbox"/>	T26101A w/EZ Lock No Control Cutout	\$ 255
	<input type="checkbox"/>	T26104A w/U Slide 1-1/8" No Control Cutout	\$ 237
	<input type="checkbox"/>	T26105A w/U Slide 1-1/2" No Control Cutout	\$ 237
Black	<input type="checkbox"/>	T36100X No Hardware	\$ 135
	<input type="checkbox"/>	T36L00X No Hardware w/ LEFT Control Cutout	\$ 135
	<input type="checkbox"/>	T36R00X No Hardware w/ RIGHT Control Cutout	\$ 135
	<input type="checkbox"/>	T36101A w/EZ Lock No Control Cutout	\$ 266
	<input type="checkbox"/>	T36104A w/U Slide 1-1/8" No Control Cutout	\$ 247
	<input type="checkbox"/>	T36105A w/U Slide 1-1/2" No Control Cutout	\$ 247

Material	With Rim		
Clear	<input type="checkbox"/>	T16110X No Hardware	\$ 293
	<input type="checkbox"/>	T16L10X No Hardware w/ LEFT Control Cutout	\$ 293
	<input type="checkbox"/>	T16R10X No Hardware w/ RIGHT Control Cutout	\$ 293
	<input type="checkbox"/>	T16111A w/EZ Lock No Control Cutout	\$ 414
	<input type="checkbox"/>	T16114A w/U Slide 1-1/8" No Control Cutout	\$ 399
	<input type="checkbox"/>	T16115A w/U Slide 1-1/2" No Control Cutout	\$ 405
Grey	<input type="checkbox"/>	T26110X No Hardware	\$ 174
	<input type="checkbox"/>	T26L10X No Hardware w/ LEFT Control Cutout	\$ 174
	<input type="checkbox"/>	T26R10X No Hardware w/ RIGHT Control Cutout	\$ 174
	<input type="checkbox"/>	T26111A w/EZ Lock No Control Cutout	\$ 303
	<input type="checkbox"/>	T26114A w/U Slide 1-1/8" No Control Cutout	\$ 286
	<input type="checkbox"/>	T26115A w/U Slide 1-1/2" No Control Cutout	\$ 286
Black	<input type="checkbox"/>	T36110X No Hardware	\$ 185
	<input type="checkbox"/>	T36L10X No Hardware w/ LEFT Control Cutout	\$ 185
	<input type="checkbox"/>	T36R10X No Hardware w/ RIGHT Control Cutout	\$ 185
	<input type="checkbox"/>	T36111A w/EZ Lock No Control Cutout	\$ 315
	<input type="checkbox"/>	T36114A w/U Slide 1-1/8" No Control Cutout	\$ 297
	<input type="checkbox"/>	T36115A w/U Slide 1-1/2" No Control Cutout	\$ 297

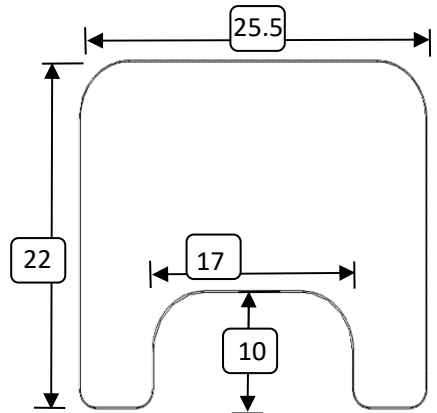
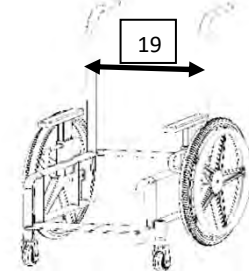
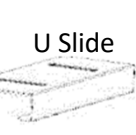
Chair width 19"
Size 25.5W x 22D
Body Cutout 16W x 10D



Material	No Rim		
Clear	<input type="checkbox"/>	T16200X No Hardware	\$ 244
	<input type="checkbox"/>	T16201A w/EZ Lock	\$ 368
	<input type="checkbox"/>	T16204A w/U Slide 1-1/8"	\$ 349
	<input type="checkbox"/>	T16205A w/U Slide 1-1/2"	\$ 356
Grey	<input type="checkbox"/>	T26200X No Hardware	\$ 124
	<input type="checkbox"/>	T26201A w/EZ Lock	\$ 255
	<input type="checkbox"/>	T26204A w/U Slide 1-1/8"	\$ 237
	<input type="checkbox"/>	T26205A w/U Slide 1-1/2"	\$ 237
Black	<input type="checkbox"/>	T36200X No Hardware	\$ 135
	<input type="checkbox"/>	T36201A w/EZ Lock	\$ 266
	<input type="checkbox"/>	T36204A w/U Slide 1-1/8"	\$ 247
	<input type="checkbox"/>	T36205A w/U Slide 1-1/2"	\$ 247

Material	With Rim		
Clear	<input type="checkbox"/>	T16210X No Hardware	\$ 292
	<input type="checkbox"/>	T16211A w/EZ Lock	\$ 414
	<input type="checkbox"/>	T16214A w/U Slide 1-1/8"	\$ 399
	<input type="checkbox"/>	T16215A w/U Slide 1-1/2"	\$ 405
Grey	<input type="checkbox"/>	T26210X No Hardware	\$ 174
	<input type="checkbox"/>	T26211A w/EZ Lock	\$ 303
	<input type="checkbox"/>	T26214A w/U Slide 1-1/8"	\$ 286
	<input type="checkbox"/>	T26215A w/U Slide 1-1/2"	\$ 286
Black	<input type="checkbox"/>	T36210X No Hardware	\$ 185
	<input type="checkbox"/>	T36211A w/EZ Lock	\$ 315
	<input type="checkbox"/>	T36214A w/U Slide 1-1/8"	\$ 297
	<input type="checkbox"/>	T36215A w/U Slide 1-1/2"	\$ 297

Chair width 19"
Size 25.5W x 22D
Body Cutout 17W x 10D



Material	No Rim		
Clear	<input type="checkbox"/>	T16300X No Hardware	\$ 244
	<input type="checkbox"/>	T16301A w/EZ Locks	\$ 368
	<input type="checkbox"/>	T16304A w/U Slide 1-1/8"	\$ 349
	<input type="checkbox"/>	T16305A w/U Slide 1-1/2"	\$ 356
Grey	<input type="checkbox"/>	T26300X No Hardware	\$ 124
	<input type="checkbox"/>	T26301A w/EZ Locks	\$ 255
	<input type="checkbox"/>	T26304A w/U Slide 1-1/8"	\$ 237
	<input type="checkbox"/>	T26305A w/U Slide 1-1/2"	\$ 237
Black	<input type="checkbox"/>	T36300X No Hardware	\$ 135
	<input type="checkbox"/>	T36301A w/EZ Locks	\$ 266
	<input type="checkbox"/>	T36304A w/U Slide 1-1/8"	\$ 247
	<input type="checkbox"/>	T36305A w/U Slide 1-1/2"	\$ 247

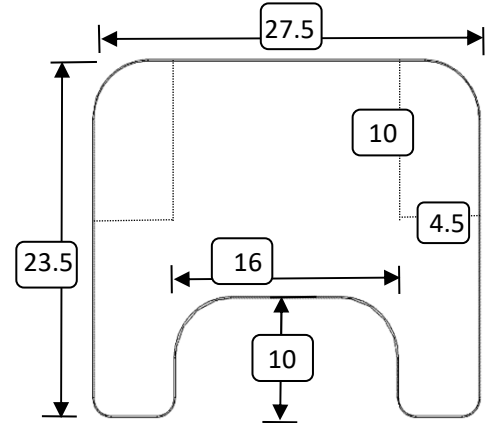
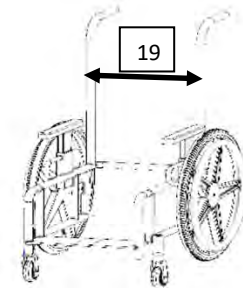
Material	With Rim		
Clear	<input type="checkbox"/>	T16310X No Hardware	\$ 293
	<input type="checkbox"/>	T16311A w/EZ Locks	\$ 414
	<input type="checkbox"/>	T16314A w/U Slide 1-1/8"	\$ 399
	<input type="checkbox"/>	T16315A w/U Slide 1-1/2"	\$ 405
Grey	<input type="checkbox"/>	T26310X No Hardware	\$ 174
	<input type="checkbox"/>	T26311A w/EZ Locks	\$ 303
	<input type="checkbox"/>	T26314A w/U Slide 1-1/8"	\$ 286
	<input type="checkbox"/>	T26315A w/U Slide 1-1/2"	\$ 286
Black	<input type="checkbox"/>	T36310X No Hardware	\$ 185
	<input type="checkbox"/>	T36311A w/EZ Locks	\$ 315
	<input type="checkbox"/>	T36314A w/U Slide 1-1/8"	\$ 297
	<input type="checkbox"/>	T36315A w/U Slide 1-1/2"	\$ 297

Chair width 19"

Size 27.5W x 23.5D

Body Cutout 16W x 10D

Top Drop



Note: Control Cutout trays that are ordered without hardware, will require selection of Hardware separately below. Must install yourself. Not all hardware is compatible.

Material	No Rim		
Clear	<input type="checkbox"/>	T17E00X No Hardware w/ Control Cutout	\$ 262
	<input type="checkbox"/>	T17L02A w/Top Drop LEFT Control Cutout	\$ 413
	<input type="checkbox"/>	T17R02A w/Top Drop RIGHT Control Cutout	\$ 413
Grey	<input type="checkbox"/>	T27L00X No Hardware w/ LEFT Control Cutout	\$ 124
	<input type="checkbox"/>	T27R00X No Hardware w/ RIGHT Control Cutout	\$ 124
	<input type="checkbox"/>	T27L02A w/Top Drop LEFT Control Cutout	\$ 275
Black	<input type="checkbox"/>	T27R02A w/Top Drop RIGHT Control Cutout	\$ 275
	<input type="checkbox"/>	T37L00X No Hardware w/ LEFT Control Cutout	\$ 135
	<input type="checkbox"/>	T37R00X No Hardware w/ RIGHT Control Cutout	\$ 135
Black	<input type="checkbox"/>	T37L02A w/Top Drop LEFT Control Cutout	\$ 287
	<input type="checkbox"/>	T37R02A w/Top Drop RIGHT Control Cutout	\$ 287

Material	With Rim		
Clear	<input type="checkbox"/>	T17L10X No Hardware w/ LEFT Control Cutout	\$ 312
	<input type="checkbox"/>	T17R10X No Hardware w/ RIGHT Control Cutout	\$ 312
	<input type="checkbox"/>	T17L12A w/Top Drop LEFT Control Cutout	\$ 460
	<input type="checkbox"/>	T17R12A w/Top Drop RIGHT Control Cutout	\$ 460
Grey	<input type="checkbox"/>	T27L10X No Hardware w/ LEFT Control Cutout	\$ 174
	<input type="checkbox"/>	T27R10X No Hardware w/ RIGHT Control Cutout	\$ 174
	<input type="checkbox"/>	T27L12A w/Top Drop LEFT Control Cutout	\$ 325
Black	<input type="checkbox"/>	T27R12A w/Top Drop RIGHT Control Cutout	\$ 325
	<input type="checkbox"/>	T37L10X No Hardware w/ LEFT Control Cutout	\$ 185
	<input type="checkbox"/>	T37R10X No Hardware w/ RIGHT Control Cutout	\$ 185
Black	<input type="checkbox"/>	T37L12A w/Top Drop LEFT Control Cutout	\$ 335
	<input type="checkbox"/>	T37R12A w/Top Drop RIGHT Control Cutout	\$ 335

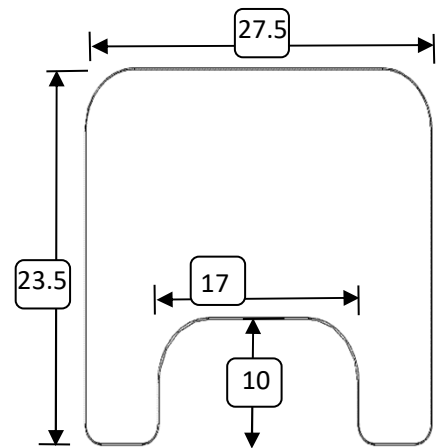
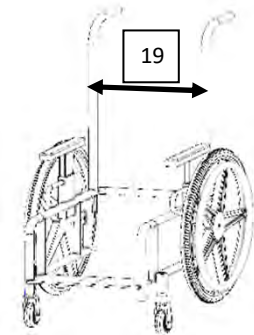
Chair width 19"

Size 27.5W x 23.5D

Body Cutout 17W x 10D

U Slide

Top Drop



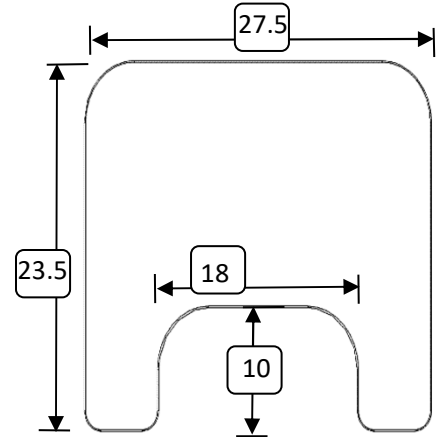
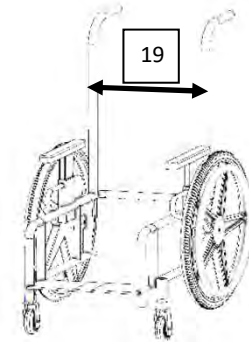
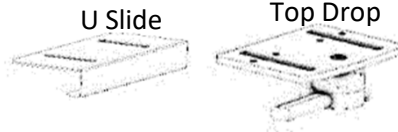
Material	No Rim		
Clear	<input type="checkbox"/>	T17100X No Hardware	\$ 262
	<input type="checkbox"/>	T17102A w/Top Drop	\$ 413
	<input type="checkbox"/>	T17104A w/U Slide 1-1/8"	\$ 374
	<input type="checkbox"/>	T17105A w/U Slide 1-1/2"	\$ 374
Grey	<input type="checkbox"/>	T27100X No Hardware	\$ 124
	<input type="checkbox"/>	T27102A w/Top Drop	\$ 275
	<input type="checkbox"/>	T27104A w/U Slide 1-1/8"	\$ 237
	<input type="checkbox"/>	T27105A w/U Slide 1-1/2"	\$ 237
Black	<input type="checkbox"/>	T37100X No Hardware	\$ 135
	<input type="checkbox"/>	T37102A w/Top Drop	\$ 287
	<input type="checkbox"/>	T37104A w/U Slide 1-1/8"	\$ 247
	<input type="checkbox"/>	T37105A w/U Slide 1-1/2"	\$ 247

Material	With Rim		
Clear	<input type="checkbox"/>	T17110X No Hardware	\$ 312
	<input type="checkbox"/>	T17112A w/Top Drop	\$ 460
	<input type="checkbox"/>	T17114A w/U Slide 1-1/8"	\$ 424
	<input type="checkbox"/>	T17115A w/U Slide 1-1/2"	\$ 424
Grey	<input type="checkbox"/>	T27110X No Hardware	\$ 174
	<input type="checkbox"/>	T27112A w/Top Drop	\$ 325
	<input type="checkbox"/>	T27114A w/U Slide 1-1/8"	\$ 286
	<input type="checkbox"/>	T27115A w/U Slide 1-1/2"	\$ 286
Black	<input type="checkbox"/>	T37110X No Hardware	\$ 185
	<input type="checkbox"/>	T37112A w/Top Drop	\$ 335
	<input type="checkbox"/>	T37114A w/U Slide 1-1/8"	\$ 297
	<input type="checkbox"/>	T37115A w/U Slide 1-1/2"	\$ 297

Chair width 19"

Size 27.5W x 23.5D

Body Cutout 18W x 10D



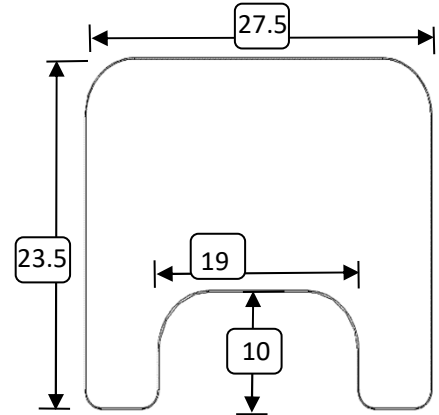
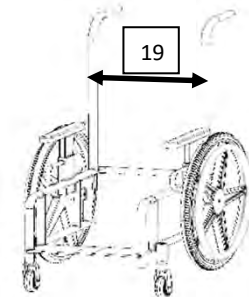
Material	No Rim		
Clear	<input type="checkbox"/>	T17200X No Hardware	\$ 262
	<input type="checkbox"/>	T17202A w/Top Drop	\$ 413
	<input type="checkbox"/>	T17204A w/U Slide 1-1/8"	\$ 374
	<input type="checkbox"/>	T17205A w/U Slide 1-1/2"	\$ 374
Grey	<input type="checkbox"/>	T27200X No Hardware	\$ 124
	<input type="checkbox"/>	T27202A w/Top Drop	\$ 275
	<input type="checkbox"/>	T27204A w/U Slide 1-1/8"	\$ 237
	<input type="checkbox"/>	T27205A w/U Slide 1-1/2"	\$ 237
Black	<input type="checkbox"/>	T37200X No Hardware	\$ 135
	<input type="checkbox"/>	T37202A w/Top Drop	\$ 287
	<input type="checkbox"/>	T37204A w/U Slide 1-1/8"	\$ 247
	<input type="checkbox"/>	T37205A w/U Slide 1-1/2"	\$ 247

Material	With Rim		
Clear	<input type="checkbox"/>	T17212A No Hardware	\$ 460
	<input type="checkbox"/>	T27212A w/Top Drop	\$ 325
	<input type="checkbox"/>	T17214A w/U Slide 1-1/8"	\$ 424
	<input type="checkbox"/>	T17215A w/U Slide 1-1/2"	\$ 424
Grey	<input type="checkbox"/>	T37212A No Hardware	\$ 335
	<input type="checkbox"/>	T17210X w/Top Drop	\$ 312
	<input type="checkbox"/>	T27214A w/U Slide 1-1/8"	\$ 286
	<input type="checkbox"/>	T27215A w/U Slide 1-1/2"	\$ 286
Black	<input type="checkbox"/>	T27210X No Hardware	\$ 174
	<input type="checkbox"/>	T37210X w/Top Drop	\$ 185
	<input type="checkbox"/>	T37214A w/U Slide 1-1/8"	\$ 297
	<input type="checkbox"/>	T37215A w/U Slide 1-1/2"	\$ 297

Chair width 19"

Size 27.5W x 23.5D

Body Cutout 19W x 10D

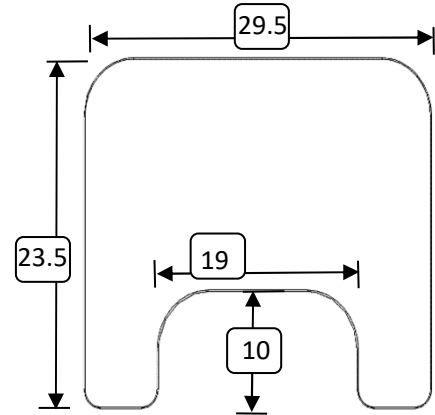
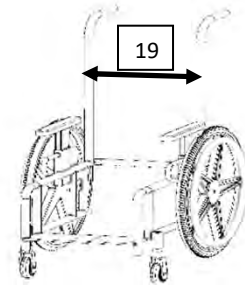


Material	No Rim		
Clear	<input type="checkbox"/>	T17300X No Hardware	\$ 262
	<input type="checkbox"/>	T17302A w/Top Drop	\$ 413
Grey	<input type="checkbox"/>	T27300X No Hardware	\$ 124
	<input type="checkbox"/>	T27302A w/Top Drop	\$ 275
Black	<input type="checkbox"/>	T37300X No Hardware	\$ 135
	<input type="checkbox"/>	T37302A w/Top Drop	\$ 287
Material	With Rim		
Clear	<input type="checkbox"/>	T17310X No Hardware	\$ 312
	<input type="checkbox"/>	T17312A w/Top Drop	\$ 460
Grey	<input type="checkbox"/>	T27310X No Hardware	\$ 174
	<input type="checkbox"/>	T27312A w/Top Drop	\$ 325
Black	<input type="checkbox"/>	T37310X No Hardware	\$ 185
	<input type="checkbox"/>	T37312A w/Top Drop	\$ 335

Chair width 19"

Size 29.5W x 23.5D

Body Cutout 19W x 10D



Material		No Rim		
Clear	<input type="checkbox"/>	T18100X	No Hardware	\$ 262
	<input type="checkbox"/>	T18102A	w/Top Drop	\$ 413
Grey	<input type="checkbox"/>	T28100X	No Hardware	\$ 124
	<input type="checkbox"/>	T28102A	w/Top Drop	\$ 275
Black	<input type="checkbox"/>	T38100X	No Hardware	\$ 135
	<input type="checkbox"/>	T38102A	w/Top Drop	\$ 287
Material		With Rim		
Clear	<input type="checkbox"/>	T18110X	No Hardware	\$ 312
	<input type="checkbox"/>	T18112A	w/Top Drop	\$ 460
Grey	<input type="checkbox"/>	T28110X	No Hardware	\$ 174
	<input type="checkbox"/>	T28112A	w/Top Drop	\$ 325
Black	<input type="checkbox"/>	T38110X	No Hardware	\$ 185
	<input type="checkbox"/>	T38112A	w/Top Drop	\$ 335

Chair width 20"

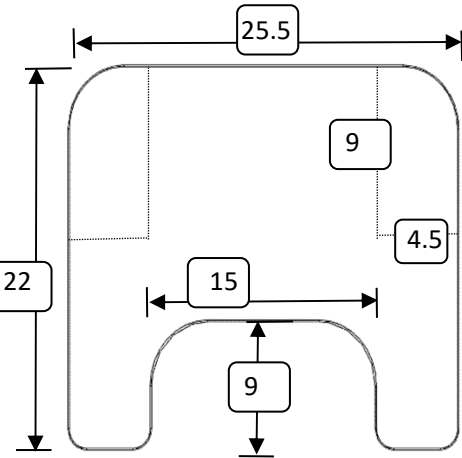
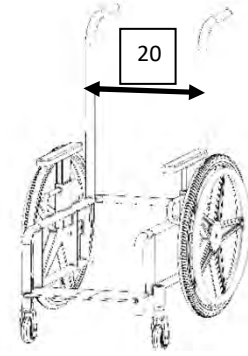
Size 25.5W x 22D

Body Cutout 15W x 9D

EZ Lock



U Slide



Note: Control Cutout trays that are ordered without hardware, will require selection of Hardware separately below. Must install yourself. Not all hardware is compatible.

Material	No Rim		
Clear	<input type="checkbox"/>	T16100X No Hardware	\$ 218
	<input type="checkbox"/>	T16E00X No Hardware w/ Control Cutout	\$ 218
	<input type="checkbox"/>	T16101A w/EZ Lock No Control Cutout	\$ 328
	<input type="checkbox"/>	T16104A w/U Slide 1-1/8" No Control Cutout	\$ 312
	<input type="checkbox"/>	T16105A w/U Slide 1-1/2" No Control Cutout	\$ 318
Grey	<input type="checkbox"/>	T26100X No Hardware	\$ 111
	<input type="checkbox"/>	T26L00X No Hardware w/ LEFT Control Cutout	\$ 111
	<input type="checkbox"/>	T26R00X No Hardware w/ RIGHT Control Cutout	\$ 111
	<input type="checkbox"/>	T26101A w/EZ Lock No Control Cutout	\$ 227
	<input type="checkbox"/>	T26104A w/U Slide 1-1/8" No Control Cutout	\$ 211
	<input type="checkbox"/>	T26105A w/U Slide 1-1/2" No Control Cutout	\$ 211
Black	<input type="checkbox"/>	T36100X No Hardware	\$ 121
	<input type="checkbox"/>	T36L00X No Hardware w/ LEFT Control Cutout	\$ 121
	<input type="checkbox"/>	T36R00X No Hardware w/ RIGHT Control Cutout	\$ 121
	<input type="checkbox"/>	T36101A w/EZ Lock No Control Cutout	\$ 237
	<input type="checkbox"/>	T36104A w/U Slide 1-1/8" No Control Cutout	\$ 221
	<input type="checkbox"/>	T36105A w/U Slide 1-1/2" No Control Cutout	\$ 221


Material	With Rim		
Clear	<input type="checkbox"/>	T16110X No Hardware	\$ 262
	<input type="checkbox"/>	T16L10X No Hardware w/ LEFT Control Cutout	\$ 262
	<input type="checkbox"/>	T16R10X No Hardware w/ RIGHT Control Cutout	\$ 262
	<input type="checkbox"/>	T16111A w/EZ Lock No Control Cutout	\$ 372
	<input type="checkbox"/>	T16114A w/U Slide 1-1/8" No Control Cutout	\$ 356
	<input type="checkbox"/>	T16115A w/U Slide 1-1/2" No Control Cutout	\$ 362
Grey	<input type="checkbox"/>	T26110X No Hardware	\$ 155
	<input type="checkbox"/>	T26L10X No Hardware w/ LEFT Control Cutout	\$ 155
	<input type="checkbox"/>	T26R10X No Hardware w/ RIGHT Control Cutout	\$ 155
	<input type="checkbox"/>	T26111A w/EZ Lock No Control Cutout	\$ 271
	<input type="checkbox"/>	T26114A w/U Slide 1-1/8" No Control Cutout	\$ 255
	<input type="checkbox"/>	T26115A w/U Slide 1-1/2" No Control Cutout	\$ 255
Black	<input type="checkbox"/>	T36110X No Hardware	\$ 165
	<input type="checkbox"/>	T36L10X No Hardware w/ LEFT Control Cutout	\$ 165
	<input type="checkbox"/>	T36R10X No Hardware w/ RIGHT Control Cutout	\$ 165
	<input type="checkbox"/>	T36111A w/EZ Lock No Control Cutout	\$ 281
	<input type="checkbox"/>	T36114A w/U Slide 1-1/8" No Control Cutout	\$ 265
	<input type="checkbox"/>	T36115A w/U Slide 1-1/2" No Control Cutout	\$ 265

Chair width 20"

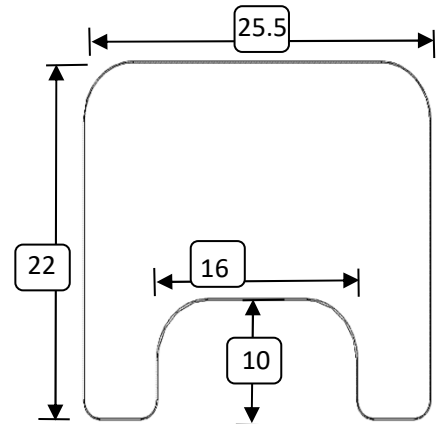
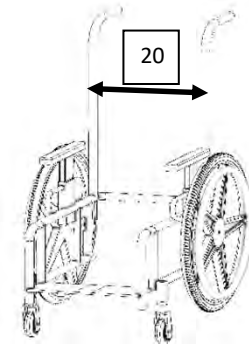

Size 25.5W x 22D

Body Cutout 16W x 10D

EZ Lock



U Slide



Material

No Rim

Clear	<input type="checkbox"/>	T16200X	No Hardware	\$ 218
	<input type="checkbox"/>	T16201A	w/EZ Lock	\$ 328
	<input type="checkbox"/>	T16204A	w/U Slide 1-1/8"	\$ 312
	<input type="checkbox"/>	T16205A	w/U Slide 1-1/2"	\$ 318
Grey	<input type="checkbox"/>	T26200X	No Hardware	\$ 111
	<input type="checkbox"/>	T26201A	w/EZ Lock	\$ 227
	<input type="checkbox"/>	T26204A	w/U Slide 1-1/8"	\$ 211
	<input type="checkbox"/>	T26205A	w/U Slide 1-1/2"	\$ 211
Black	<input type="checkbox"/>	T36200X	No Hardware	\$ 121
	<input type="checkbox"/>	T36201A	w/EZ Lock	\$ 237
	<input type="checkbox"/>	T36204A	w/U Slide 1-1/8"	\$ 221
	<input type="checkbox"/>	T36205A	w/U Slide 1-1/2"	\$ 221

Material

With Rim


Clear	<input type="checkbox"/>	T16210X	No Hardware	\$ 262
	<input type="checkbox"/>	T16211A	w/EZ Lock	\$ 372
	<input type="checkbox"/>	T16214A	w/U Slide 1-1/8"	\$ 356
	<input type="checkbox"/>	T16215A	w/U Slide 1-1/2"	\$ 362
Grey	<input type="checkbox"/>	T26210X	No Hardware	\$ 155
	<input type="checkbox"/>	T26211A	w/EZ Lock	\$ 271
	<input type="checkbox"/>	T26214A	w/U Slide 1-1/8"	\$ 255
	<input type="checkbox"/>	T26215A	w/U Slide 1-1/2"	\$ 255
Black	<input type="checkbox"/>	T36210X	No Hardware	\$ 165
	<input type="checkbox"/>	T36211A	w/EZ Lock	\$ 281
	<input type="checkbox"/>	T36214A	w/U Slide 1-1/8"	\$ 265
	<input type="checkbox"/>	T36215A	w/U Slide 1-1/2"	\$ 265

Chair width 20"

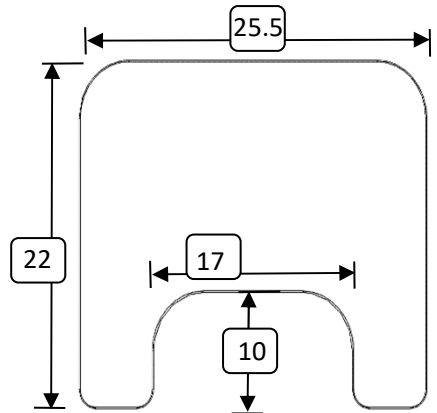
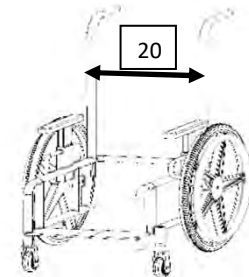
Size 25.5W x 22D

Body Cutout 17W x 10D

EZ Lock



U Slide



Material

No Rim

Clear	<input type="checkbox"/>	T16300X	No Hardware	\$ 218
	<input type="checkbox"/>	T16301A	w/EZ Locks	\$ 328
	<input type="checkbox"/>	T16304A	w/U Slide 1-1/8"	\$ 312
	<input type="checkbox"/>	T16305A	w/U Slide 1-1/2"	\$ 318
Grey	<input type="checkbox"/>	T26300X	No Hardware	\$ 111
	<input type="checkbox"/>	T26301A	w/EZ Locks	\$ 227
	<input type="checkbox"/>	T26304A	w/U Slide 1-1/8"	\$ 211
	<input type="checkbox"/>	T26305A	w/U Slide 1-1/2"	\$ 211
Black	<input type="checkbox"/>	T36300X	No Hardware	\$ 121
	<input type="checkbox"/>	T36301A	w/EZ Locks	\$ 237
	<input type="checkbox"/>	T36304A	w/U Slide 1-1/8"	\$ 221
	<input type="checkbox"/>	T36305A	w/U Slide 1-1/2"	\$ 221

Material

With Rim

Clear	<input type="checkbox"/>	T16310X	No Hardware	\$ 262
	<input type="checkbox"/>	T16311A	w/EZ Locks	\$ 372
	<input type="checkbox"/>	T16314A	w/U Slide 1-1/8"	\$ 356
	<input type="checkbox"/>	T16315A	w/U Slide 1-1/2"	\$ 362
Grey	<input type="checkbox"/>	T26310X	No Hardware	\$ 155
	<input type="checkbox"/>	T26311A	w/EZ Locks	\$ 271
	<input type="checkbox"/>	T26314A	w/U Slide 1-1/8"	\$ 255
	<input type="checkbox"/>	T26315A	w/U Slide 1-1/2"	\$ 255
Black	<input type="checkbox"/>	T36310X	No Hardware	\$ 165
	<input type="checkbox"/>	T36311A	w/EZ Locks	\$ 281
	<input type="checkbox"/>	T36314A	w/U Slide 1-1/8"	\$ 265
	<input type="checkbox"/>	T36315A	w/U Slide 1-1/2"	\$ 265

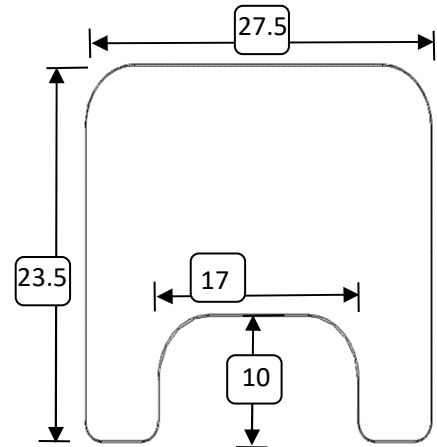
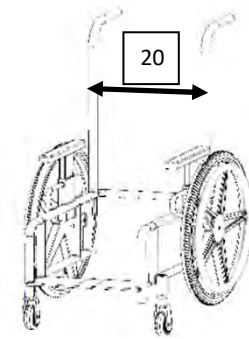

Chair width 20"

Size 27.5W x 23.5D

Body Cutout 17W x 10D

EZ Lock

U Slide



Material

No Rim

Clear	<input type="checkbox"/>	T17100X	No Hardware	\$ 234
	<input type="checkbox"/>	T17101A	w/EZ Locks	\$ 350
	<input type="checkbox"/>	T17104A	w/U Slide 1-1/8"	\$ 334
	<input type="checkbox"/>	T17105A	w/U Slide 1-1/2"	\$ 334
Grey	<input type="checkbox"/>	T27100X	No Hardware	\$ 111
	<input type="checkbox"/>	T27101A	w/EZ Locks	\$ 227
	<input type="checkbox"/>	T27104A	w/U Slide 1-1/8"	\$ 211
	<input type="checkbox"/>	T27105A	w/U Slide 1-1/2"	\$ 211
Black	<input type="checkbox"/>	T37100X	No Hardware	\$ 121
	<input type="checkbox"/>	T37101A	w/EZ Locks	\$ 237
	<input type="checkbox"/>	T37104A	w/U Slide 1-1/8"	\$ 221
	<input type="checkbox"/>	T37105A	w/U Slide 1-1/2"	\$ 221

Material

With Rim

Clear	<input type="checkbox"/>	T17110X	No Hardware	\$ 278
	<input type="checkbox"/>	T17111A	w/EZ Locks	\$ 394
	<input type="checkbox"/>	T17114A	w/U Slide 1-1/8"	\$ 378
	<input type="checkbox"/>	T17115A	w/U Slide 1-1/2"	\$ 378
Grey	<input type="checkbox"/>	T27110X	No Hardware	\$ 155
	<input type="checkbox"/>	T27111A	w/EZ Locks	\$ 271
	<input type="checkbox"/>	T27114A	w/U Slide 1-1/8"	\$ 255
	<input type="checkbox"/>	T27115A	w/U Slide 1-1/2"	\$ 255
Black	<input type="checkbox"/>	T37110X	No Hardware	\$ 165
	<input type="checkbox"/>	T37111A	w/EZ Locks	\$ 281
	<input type="checkbox"/>	T37114A	w/U Slide 1-1/8"	\$ 265
	<input type="checkbox"/>	T37115A	w/U Slide 1-1/2"	\$ 265

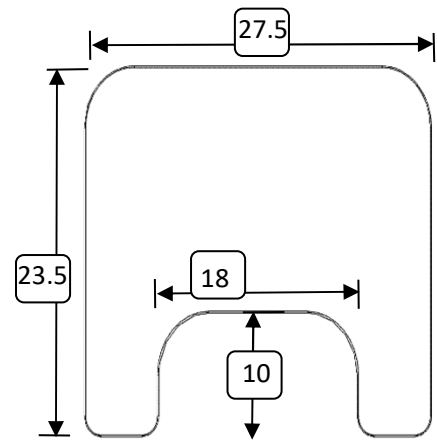
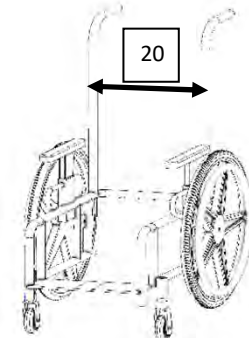

Chair width 20"

Size 27.5W x 23.5D

Body Cutout 18W x 10D

EZ Lock

U Slide



Material

No Rim

Clear	<input type="checkbox"/>	T17200X	No Hardware	\$ 234
	<input type="checkbox"/>	T17201A	w/EZ Locks	\$ 350
	<input type="checkbox"/>	T17204A	w/U Slide 1-1/8"	\$ 334
	<input type="checkbox"/>	T17205A	w/U Slide 1-1/2"	\$ 334
Grey	<input type="checkbox"/>	T27200X	No Hardware	\$ 111
	<input type="checkbox"/>	T27201A	w/EZ Locks	\$ 227
	<input type="checkbox"/>	T27204A	w/U Slide 1-1/8"	\$ 211
	<input type="checkbox"/>	T27205A	w/U Slide 1-1/2"	\$ 211
Black	<input type="checkbox"/>	T37200X	No Hardware	\$ 121
	<input type="checkbox"/>	T37201A	w/EZ Locks	\$ 237
	<input type="checkbox"/>	T37204A	w/U Slide 1-1/8"	\$ 221
	<input type="checkbox"/>	T37205A	w/U Slide 1-1/2"	\$ 221

Material

With Rim

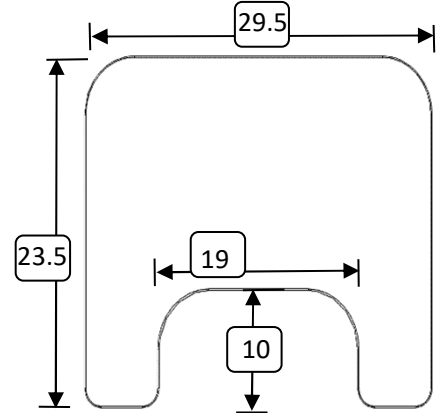
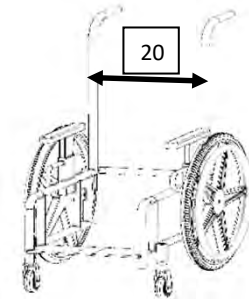
Clear	<input type="checkbox"/>	T17212A	No Hardware	\$ 413
	<input type="checkbox"/>	T17211A	w/EZ Locks	\$ 394
	<input type="checkbox"/>	T17214A	w/U Slide 1-1/8"	\$ 378
	<input type="checkbox"/>	T17215A	w/U Slide 1-1/2"	\$ 378
Grey	<input type="checkbox"/>	T37212A	No Hardware	\$ 300
	<input type="checkbox"/>	T27211A	w/EZ Locks	\$ 271
	<input type="checkbox"/>	T27214A	w/U Slide 1-1/8"	\$ 255
	<input type="checkbox"/>	T27215A	w/U Slide 1-1/2"	\$ 255
Black	<input type="checkbox"/>	T27210X	No Hardware	\$ 155
	<input type="checkbox"/>	T37211A	w/EZ Locks	\$ 281
	<input type="checkbox"/>	T37214A	w/U Slide 1-1/8"	\$ 265
	<input type="checkbox"/>	T37215A	w/U Slide 1-1/2"	\$ 265

Chair width 20"

Size 29.5W x 23.5D

Body Cutout 19W x 10D

Top Drop



Material		No Rim		
Clear	<input type="checkbox"/>	T18100X	No Hardware	\$ 234
	<input type="checkbox"/>	T18102A	w/Top Drop	\$ 369
Grey	<input type="checkbox"/>	T28100X	No Hardware	\$ 111
	<input type="checkbox"/>	T28102A	w/Top Drop	\$ 246
Black	<input type="checkbox"/>	T38100X	No Hardware	\$ 121
	<input type="checkbox"/>	T38102A	w/Top Drop	\$ 256
Material		With Rim		
Clear	<input type="checkbox"/>	T18110X	No Hardware	\$ 278
	<input type="checkbox"/>	T18112A	w/Top Drop	\$ 413
Grey	<input type="checkbox"/>	T28110X	No Hardware	\$ 155
	<input type="checkbox"/>	T28112A	w/Top Drop	\$ 290
Black	<input type="checkbox"/>	T38110X	No Hardware	\$ 165
	<input type="checkbox"/>	T38112A	w/Top Drop	\$ 300

Padded Tray Top (Tray Not included)

Tray Size: 18w x 16D			Body Cutout	Retail
<input type="checkbox"/>	30178	8.5" x 5"		\$ 300
<input type="checkbox"/>	30179	9" x 6"		\$ 300
Tray Size: 20w x 18D			Body Cutout	Retail
<input type="checkbox"/>	30180	9" x 6"		\$ 300
<input type="checkbox"/>	30181	10" x 7"		\$ 300
<input type="checkbox"/>	30182	12" x 7"		\$ 300
Tray Size: 21w x 18D			Body Cutout	Retail
<input type="checkbox"/>	30183	10" x 7"		\$ 300
<input type="checkbox"/>	30184	12" x 6"		\$ 300
<input type="checkbox"/>	30185	12" x 7"		\$ 300
<input type="checkbox"/>	30186	13" x 8"		\$ 300
Tray Size: 22w x 21D			Body Cutout	Retail
<input type="checkbox"/>	30187	12" x 7"		\$ 300
<input type="checkbox"/>	30188	13" x 8"		\$ 300
Tray Size: 23.5w x 22D			Body Cutout	Retail
<input type="checkbox"/>	30189	13" x 8"		\$ 300
<input type="checkbox"/>	30190	14" x 9"		\$ 300
<input type="checkbox"/>	30191	15" x 9"		\$ 300
Tray Size: 25.5w x 22D			Body Cutout	Retail
<input type="checkbox"/>	30192	15" x 9"		\$ 300
<input type="checkbox"/>	30193	16" x 10"		\$ 300
<input type="checkbox"/>	30194	17" x 10"		\$ 300
Tray Size: 27.5w x 23.5			Body Cutout	Retail
<input type="checkbox"/>	30195	17" x 10"		\$ 300
<input type="checkbox"/>	30196	18" x 10"		\$ 300
<input type="checkbox"/>	30197	19" x 10"		\$ 300
Tray Size: 29.5w x 23.5			Body Cutout	Retail
<input type="checkbox"/>	30198	19" x 10"		\$ 300
Tray Size: 31.5w x 23.5			Body Cutout	Retail
<input type="checkbox"/>	30199	19" x 10"		\$ 300



Tray not included

3/8" Thick Premium Clear Tray w/Aluminum Rim

				Retail
<input type="checkbox"/>	T13220X	21W x 18D	(12x6 body cutout)	\$ 228
<input type="checkbox"/>	T15220X	23 1/2W x 22D	(14x9 body cutout)	\$ 262
<input type="checkbox"/>	T16120X	25 1/2W x 22D	(15x9 body cutout)	\$ 292



1/4" Thick Medium Durability Clear Tray w/ Aluminum Rim

				Retail
<input type="checkbox"/>	T43230X	21W x 18D	(12x6 body cutout)	\$ 181
<input type="checkbox"/>	T45230X	23 1/2W x 22D	(14x9 body cutout)	\$ 185
<input type="checkbox"/>	T46130X	25 1/2W x 22D	(15x9 body cutout)	\$ 217

Below with EZ Lock Clamps

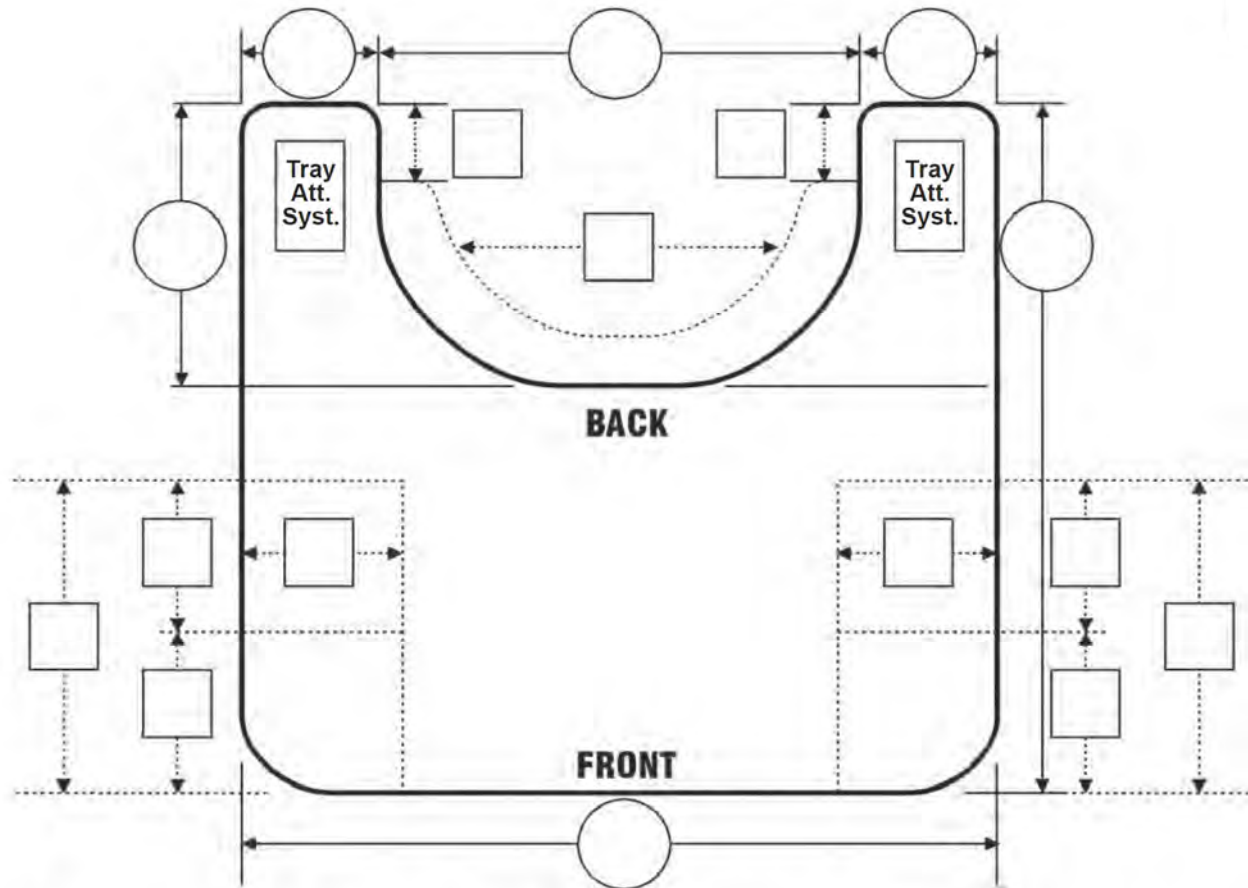
<input type="checkbox"/>	31103	20W x 18D, w/E-Z Lock	(10x7 body cutou	\$ 252
<input type="checkbox"/>	31111	21W x 18D, w/E-Z Lock	(12x7 body cutout	\$ 252
<input type="checkbox"/>	31113	23 1/2W x 22D, w/E-Z Lock	(14x9 body cutout)	\$ 252

1/4" Thick Medium Durability Clear Tray (no rim)

				Retail
<input type="checkbox"/>	T43200X	21W x 18D	(12x6 body cutout)	\$ 112
<input type="checkbox"/>	T45200X	23 1/2W x 22D	(14x9 body cutout)	\$ 117
<input type="checkbox"/>	T46100X	25 1/2W x 22D	(15x9 body cutout)	\$ 149

Custom Tray (complete diagram below)

- | | | |
|--------------------------|---------------------------------------|-------|
| <input type="checkbox"/> | Custom Tray 3/8" Clear Polycarbonate | Quote |
| <input type="checkbox"/> | Custom Tray 3/8" Grey Laminate | Quote |
| <input type="checkbox"/> | Custom Tray 3/8" Black Laminate | Quote |
| <input type="checkbox"/> | Custom Padded Tray | Quote |
| <input type="checkbox"/> | Custom Tray 3/8" Birch, Natural Color | Quote |
| <input type="checkbox"/> | Custom Tray, 1/4" Polycarbonate | Quote |



Dimensions in the circles are required. Dimensions in the squares are optional.

Standard radius dimensions used on all corners unless otherwise noted.

All trays are provided without hardware, straps, and rim, unless specified.

Custom fabricated trays may not be returned. There is an additional charge for attaching hardware.

Complete accurate dimensions and specifications must be furnished with each tray request prior to manufacturing

Rim

- Black PVC (3/8" ONLY)
- Aluminum (3/8")
- Aluminum (1/4")
- Wood Rim (Strips)

Outside to Outside Arm
Pad Measurement

Overlay

- Padded Overlay (inc. hook and loop)
- Padded Underlay (inc. hook and loop)

Notes/Additional Requests

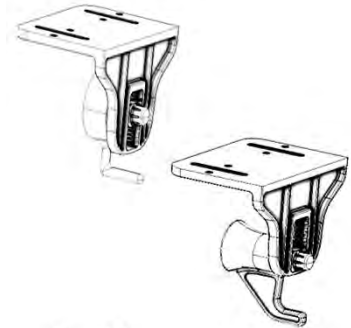
Full Tray Attachment Hardware

(Hardware for trays that attach to both armrests)

Tray Must be at least 1" wider than outside-to-outside armpad width

E-Z Lock Clamps

		Retail
<input type="checkbox"/>	31098 E-Z Lock Clamps Pair	\$ 153



E-Z Lock Clamps - Tube Arms

<input type="checkbox"/>	31072 E-Z Lock Clamps - Tube Arms Pair	\$ 163
--------------------------	--	--------


Tray Must be at least 3" wider than outside-to-outside armpad width

Top Drop Clamps - Tube Arms

<input type="checkbox"/>	31070 E-Z Lock Clamps - Tube Arms Pair	\$ 208
--------------------------	--	--------

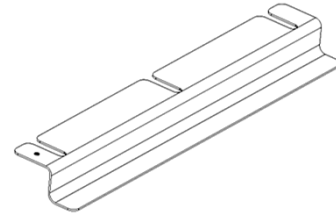
Below are adapter plates to allow Top Drop to work on Quantum TB3 Pads

<input type="checkbox"/>	31814 Adapter Plates, 7.5" (Pair)	\$ 57
<input type="checkbox"/>	31797 Adapter Plates 11.5"	\$ 57



Z Slide Brackets

		Retail
<input type="checkbox"/>	32747 14" Long, 1 1/8" armpad thickness Pr	\$ 116
<input type="checkbox"/>	32799 9" Long, 1 1/8" armpad thickness Pr	\$ 57
<input type="checkbox"/>	32793 9" Long, 1 1/4" armpad thickness Pr	\$ 57
<input type="checkbox"/>	32800 9" Long, 1 1/2" armpad thickness Pr	\$ 57



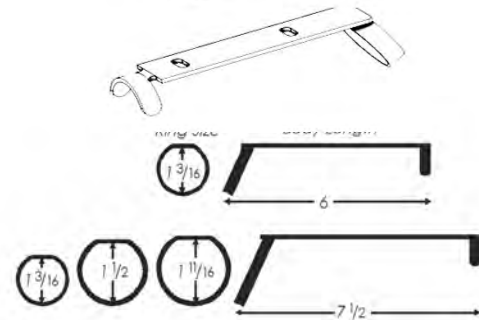
U Slide Brackets

<input type="checkbox"/>	32798 6" Long, 1 1/8" armpad thickness Pr	\$ 106
<input type="checkbox"/>	32794 6" Long, 1 1/4" armpad thickness Pr	\$ 106
<input type="checkbox"/>	32797 6" Long, 1 1/2" armpad thickness Pr	\$ 106



Tube Arm Brackets

<input type="checkbox"/>	31908 6" Long, 1 3/16" ring diameter Pr	\$ 106
<input type="checkbox"/>	31907 7.5" Long, 1 3/16" ring diameter Pr	\$ 106
<input type="checkbox"/>	31904 7.5" Long, 1 1/2" ring diameter Pr	\$ 106
<input type="checkbox"/>	31902 7.5" Long, 1 11/16" ring diameter Pr	\$ 106



Strap Mounting

<input type="checkbox"/>	31091 Hook and Loop Straps, Pair	\$ 19
--------------------------	----------------------------------	-------

Additional Options

<input type="checkbox"/>	31882 Back Strap	
--------------------------	------------------	--

Cup Holder w/straps for NON-Padded Tray (Indicate Size and location)

Cup Holder Indent for Padded Tray (Indicate Size and location)

Cup Holder Size

Cup Holder Location