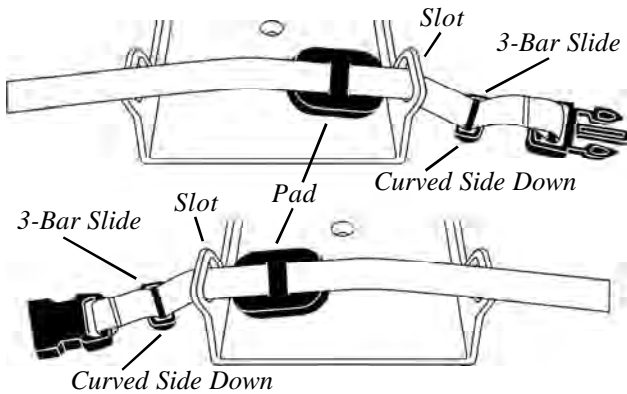


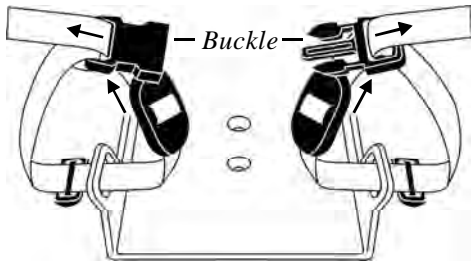
MOLDED SHOE HOLDERS

The Molded Shoe Holders come with the straps attached, but if you need to remove the straps for some reason, follow these steps to replace them.

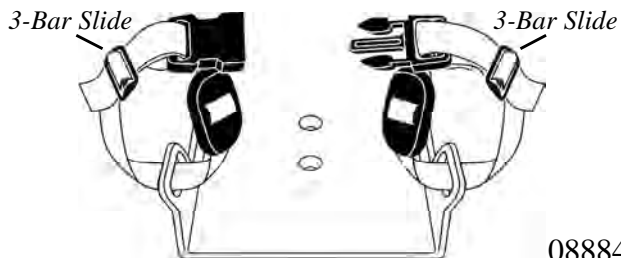
Step 1: Thread the 3-Bar Slide onto the strap with the curved side down. Feed the strap through the molded strap slot. If you have the padded version, thread the Pad onto the strap as shown.



Step 2: Thread the strap end through the Buckle.



Step 3: Thread the strap end through the 3-Bar Slide.



08884



9450 W Laraway Rd • Frankfort, IL 60423
Customer 800-843-7234 • Fax 888-479-1515
www.TheraFin.com • info@TheraFin.com