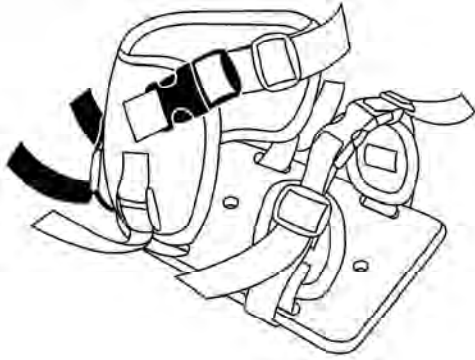


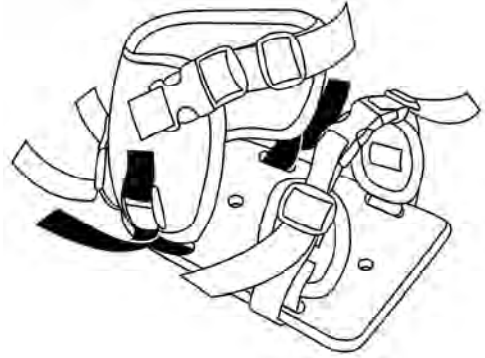
IMPROVED SHOE SANDALS

Before mounting the Shoe Sandals to a wheelchair, make sure none of the strap ends are under the Shoe Sandal base. This allows you to adjust the fit after it is mounted to the footplate.

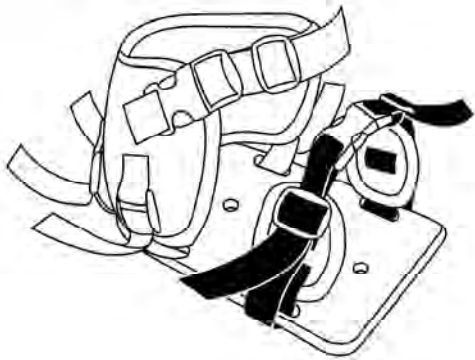
Step 1: Mount to footplate using the included hardware. The buckle on the ankle strap goes on the outside of the user's foot. Adjust the 2 straps with the cam lock buckles on the back of the heel.



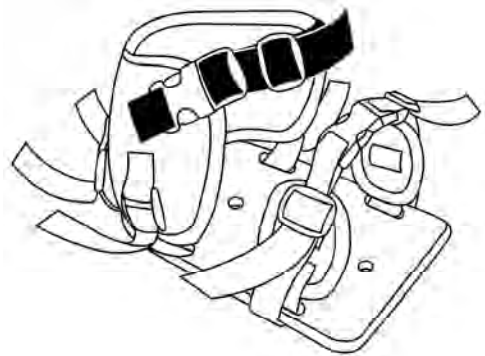
Step 2: Adjust the 2 straps with the cam lock buckles on the side of the heel.



Step 3: Adjust the strap with the quick release buckle on the toe.



Step 4: Adjust the strap with the quick release buckle on the ankle.



08613