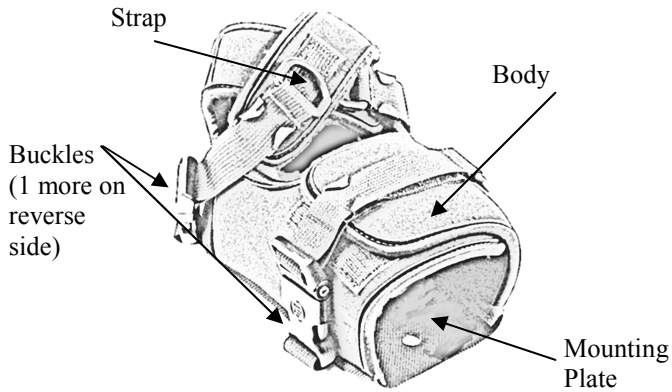


## FlexSure Feet Instructions

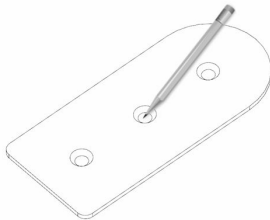
Medium Pair 31772  
Large Pair 31773  
X-Large Pair 31774



## Install

Step 1 : Determine Location of the device on the users wheelchair footplate

Step 2 : Remove Mounting Plate and mark hole locations on the footplate. Drill all holes with 1/4" drill bit.

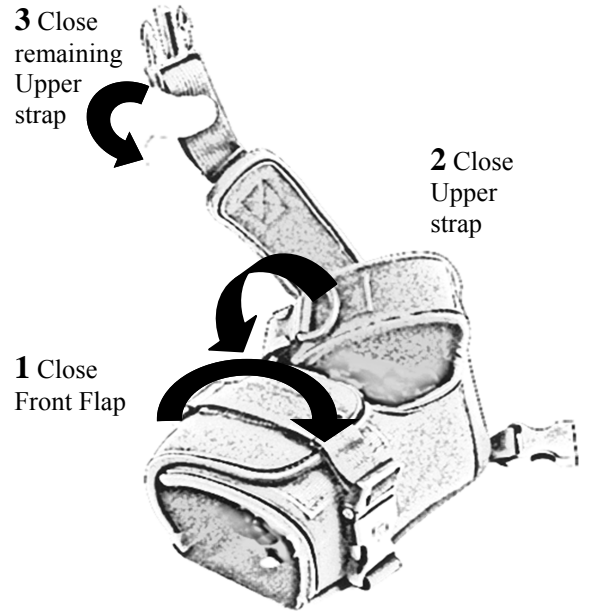


Step 3 : Place Mounting Plate back in Body and secure with included bolts and nuts.

08640

## Operation

After inserting users foot, close front flap and secure buckle. Then cross the upper straps and secure with buckles. Adjust by pulling on the straps.



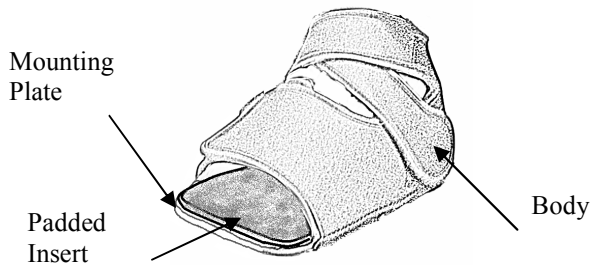
Over time, the hook surface can pick up lint and other debris that can affect its ability to grip the loop surface. Cleaning debris out of the hooks is similar to cleaning hairbrushes – and using a stiff brush or another piece of hook are the best methods. It can take some effort because the hooks in the tape are designed to grab. The optimal solution is prevention: the hook portion should be covered at all times, so it does not grab onto anything it should not – like a blanket or hair. Always engage the hook and loop before washing.



9450 W. Laraway Road • Frankfort, IL 60423  
800 -843 -7234 • Fax: 888-479-1515  
www.Therafin.com • info@Therafin.com

## FlexSure Feet Padded Insert Instructions

Medium Padded Insert Pair    31762  
Large Padded Insert Pair      31763  
X-Large Padded Insert Pair   31764



### Install

Step 1 : Remove adhesive hook from Pad. Peel backing and place adhesive side on Mounting Plate

Step 2 : Install Pad on hook from Step 1

Over time, the hook surface can pick up lint and other debris that can affect its ability to grip the loop surface. Cleaning debris out of the hooks is similar to cleaning hairbrushes – and using a stiff brush or another piece of hook are the best methods. It can take some effort because the hooks in the tape are designed to grab. The optimal solution is prevention: the hook portion should be covered at all times, so it does not grab onto anything it should not – like a blanket or hair. Always engage the hook and loop before washing.

08640



9450 W. Laraway Road • Frankfort, IL 60423  
800 -843 -7234 • Fax: 888-479-1515  
www.TheraFin.com • info@TheraFin.com