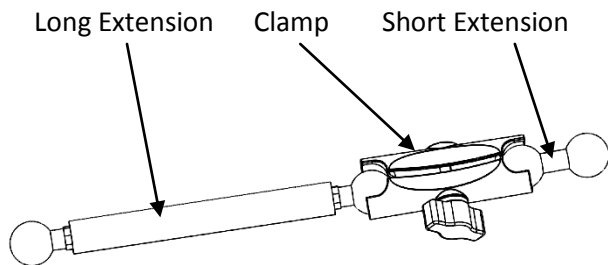
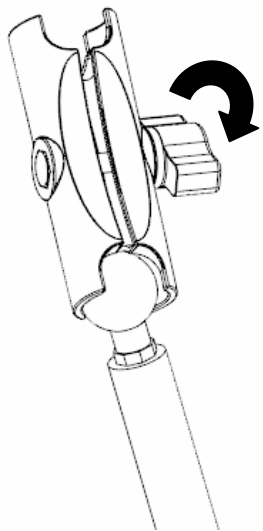


Extension Kit

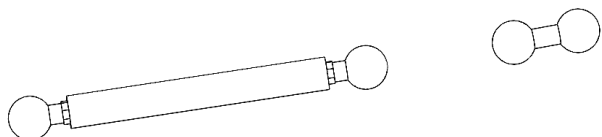


To Install:

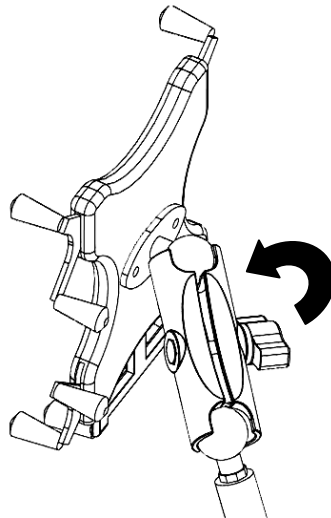
Step 1: Loosen knob on clamp on at the end of the mounting system that has been installed on wheelchair. (Remove Device Mount if installed)



Step 2: Insert either the long or short extension.



Step 3: Install the included clamp on the end of the extension and reattach the Device Mount. Tighten the knob on the clamp.



9450 W Laraway Rd • Frankfort, IL 60423
Customer 800-843-7234 • Fax 888-479-1515
www.Therafin.com • info@Therafin.com